

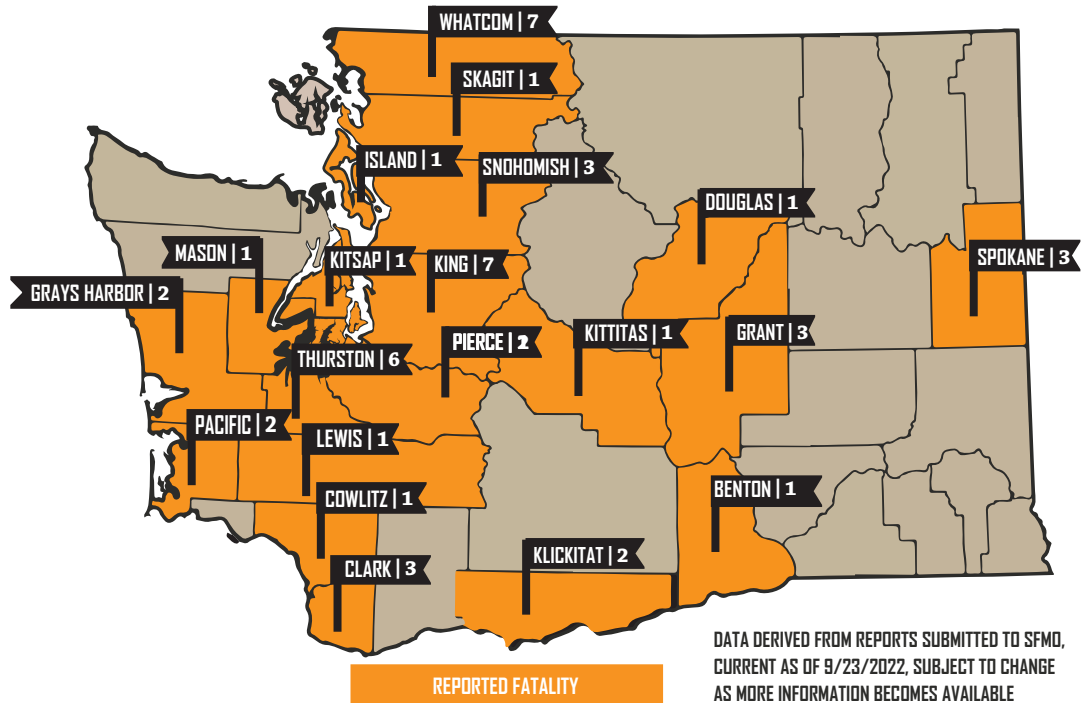
# WASHINGTON FIRE FATALITY STATISTICS

JANUARY - SEPTEMBER 2022

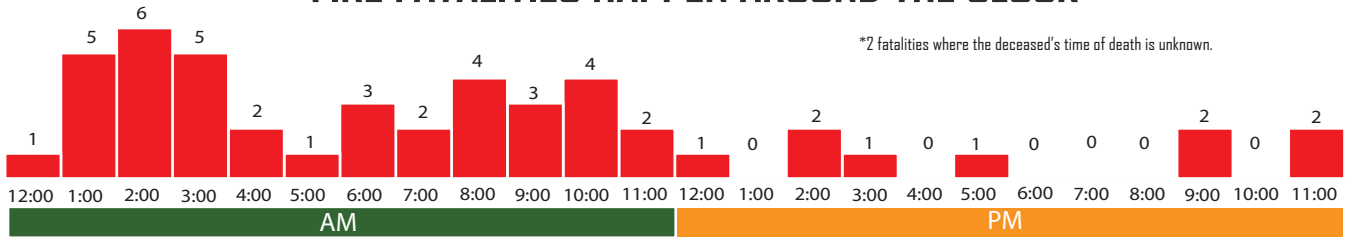


**21%**

DECREASE IN  
NUMBER OF FATALITIES  
COMPARED TO SAME PERIOD IN 2021



## FIRE FATALITIES HAPPEN AROUND THE CLOCK\*




## PROPERTY USE



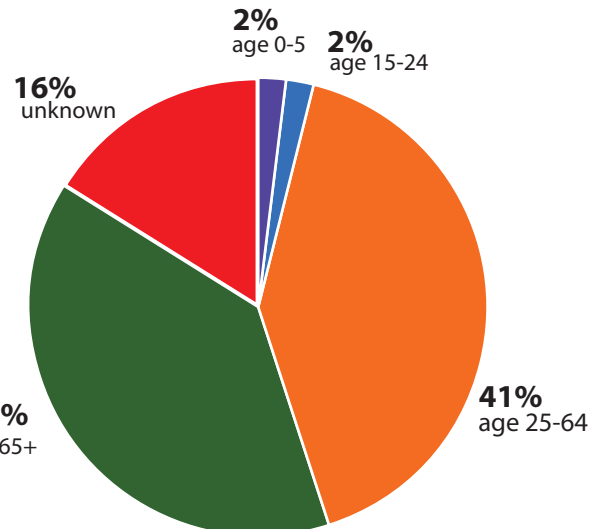
- 16 SINGLE FAMILY
- 11 MANUFACTURED HOMES
- 8 MULTI-FAMILY
- 7 RV/MOTORHOME
- 4 VEHICLE
- 1 OUTDOOR
- 1 COMMERCIAL

## FIRE DEATHS BY AGE & GENDER

58%  
MALE



38%  
FEMALE



## SMOKE ALARMS



- 9 PRESENT (4 OPERATED, 2 DID NOT OPERATE, 3 UNKNOWN)
- 12 NOT PRESENT
- 23 UNKNOWN

\*Four fire fatalities occurred in locations where smoke alarms are not normally installed.

\*Percentages rounded to nearest whole number; 3% not shown for gender percentages accounts for 1 fatality where the deceased's gender was unable to be identified.

\*Percentages rounded to nearest whole number; 16% for unknown age percentage accounts for 8 fatalities where the deceased's age was unable to be determined.