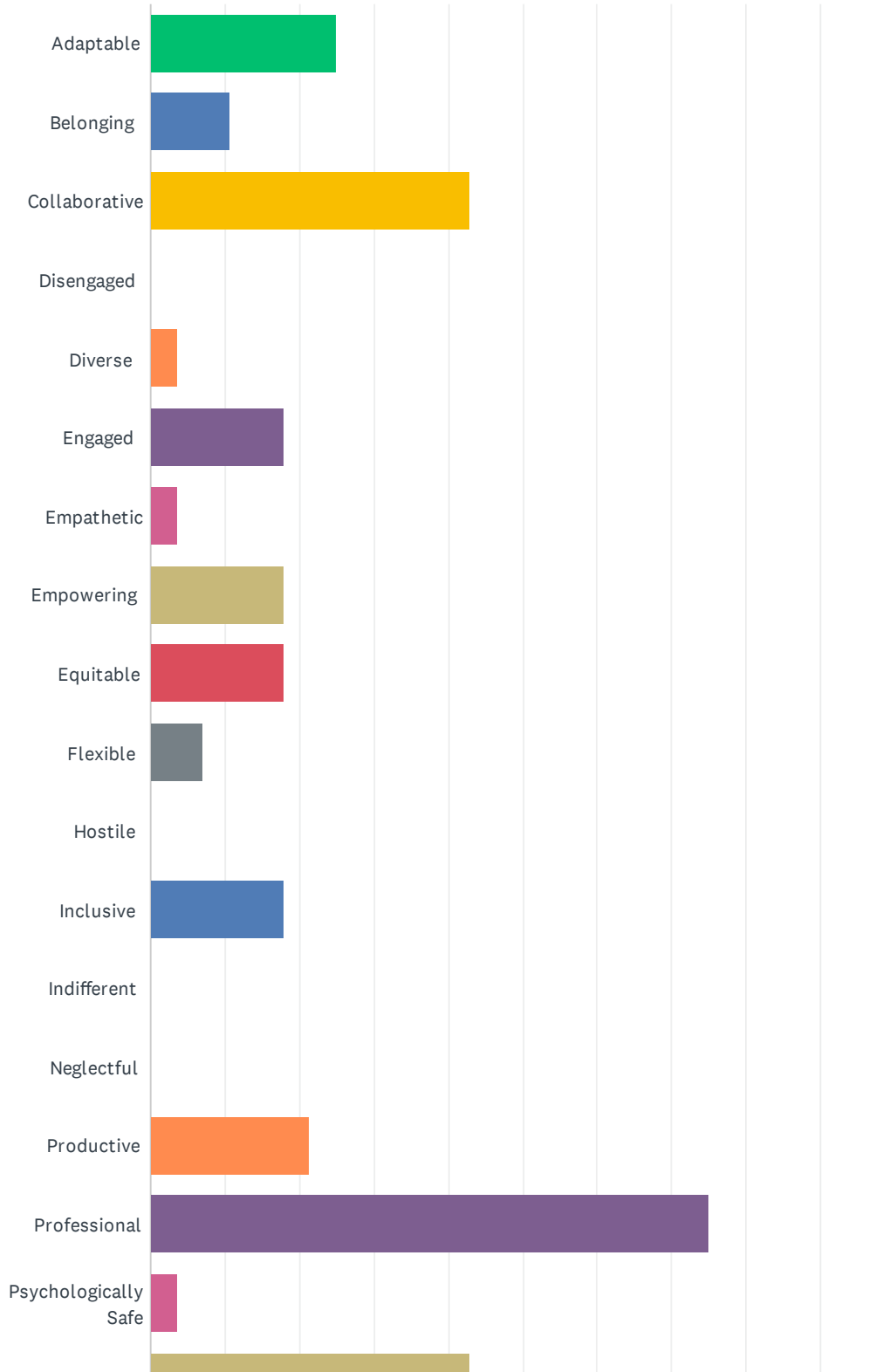
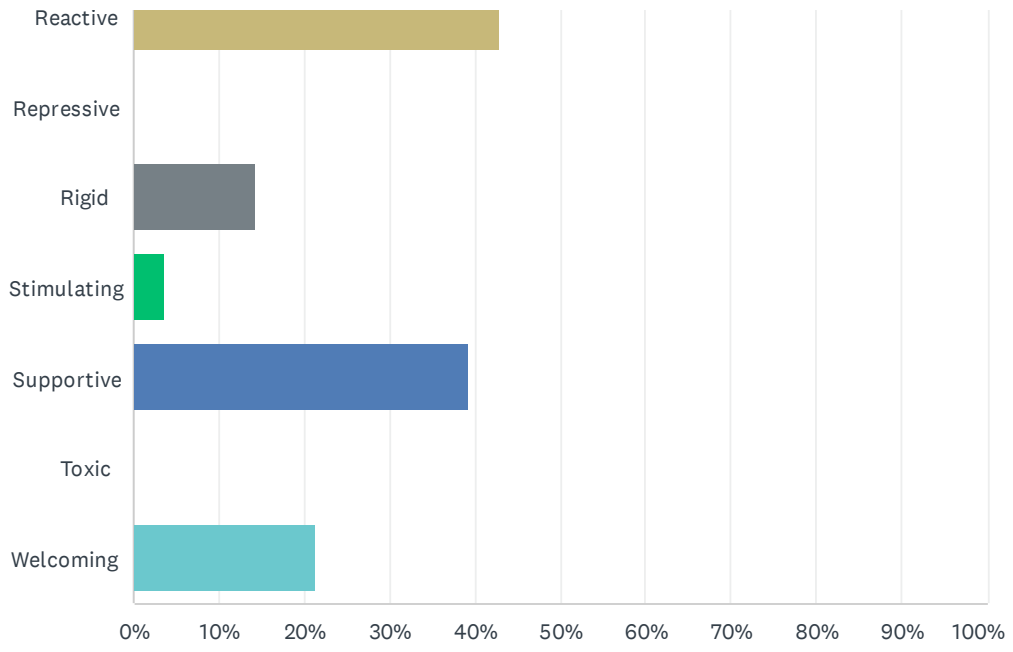


Q1 Please reflect on your feelings and experiences of the agency culture. How would you characterize the culture of the agency? Choose up to four answers.

Answered: 28 Skipped: 0



Office of Culture and Engagement- Culture Survey for Commanders

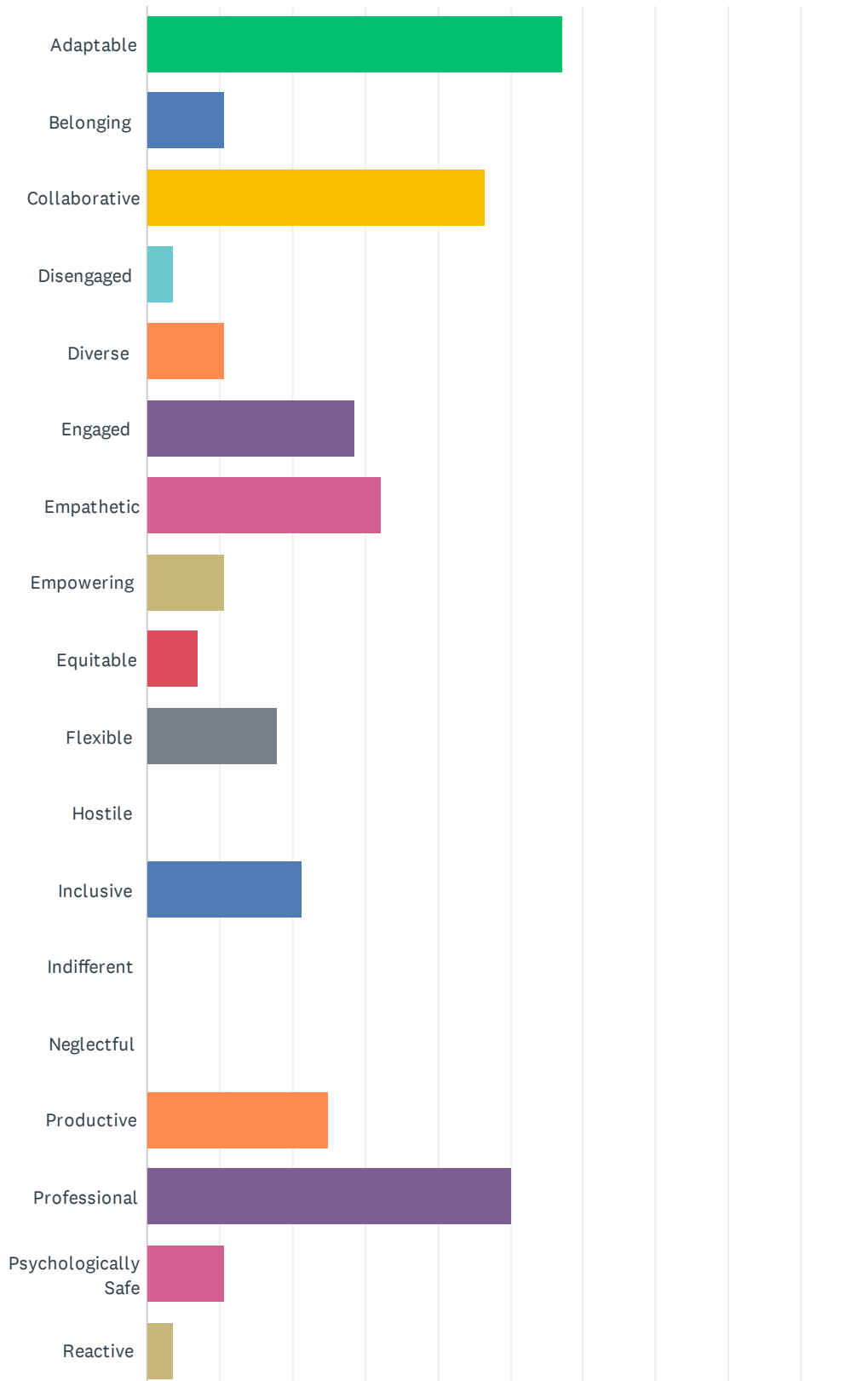


Office of Culture and Engagement- Culture Survey for Commanders

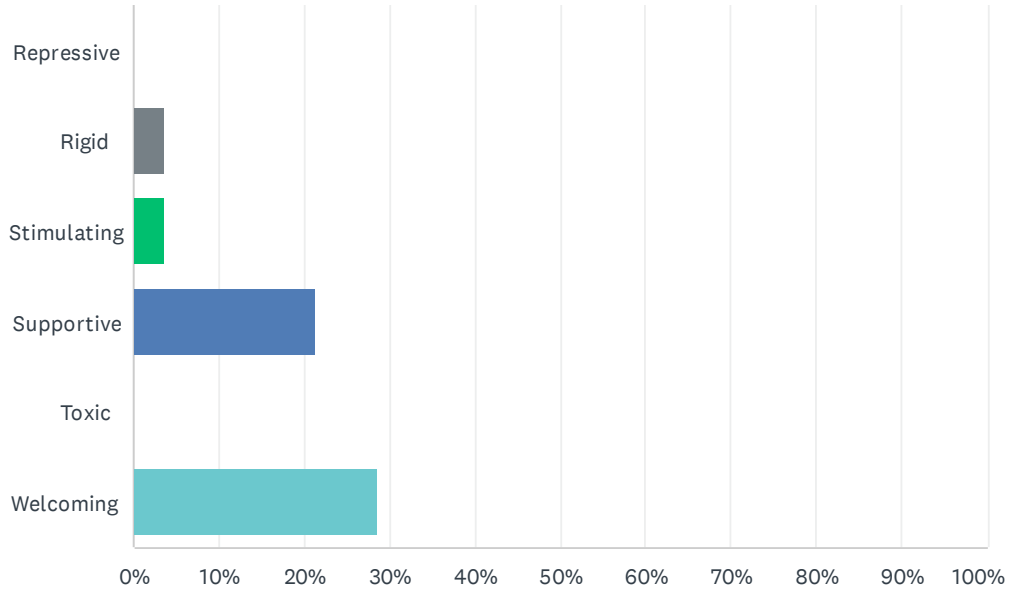
ANSWER CHOICES	RESPONSES	
Adaptable	25.00%	7
Belonging	10.71%	3
Collaborative	42.86%	12
Disengaged	0.00%	0
Diverse	3.57%	1
Engaged	17.86%	5
Empathetic	3.57%	1
Empowering	17.86%	5
Equitable	17.86%	5
Flexible	7.14%	2
Hostile	0.00%	0
Inclusive	17.86%	5
Indifferent	0.00%	0
Neglectful	0.00%	0
Productive	21.43%	6
Professional	75.00%	21
Psychologically Safe	3.57%	1
Reactive	42.86%	12
Repressive	0.00%	0
Rigid	14.29%	4
Stimulating	3.57%	1
Supportive	39.29%	11
Toxic	0.00%	0
Welcoming	21.43%	6
Total Respondents: 28		

Q2 How would you characterize the culture of your division? Choose up to four answers.

Answered: 28 Skipped: 0



Office of Culture and Engagement- Culture Survey for Commanders

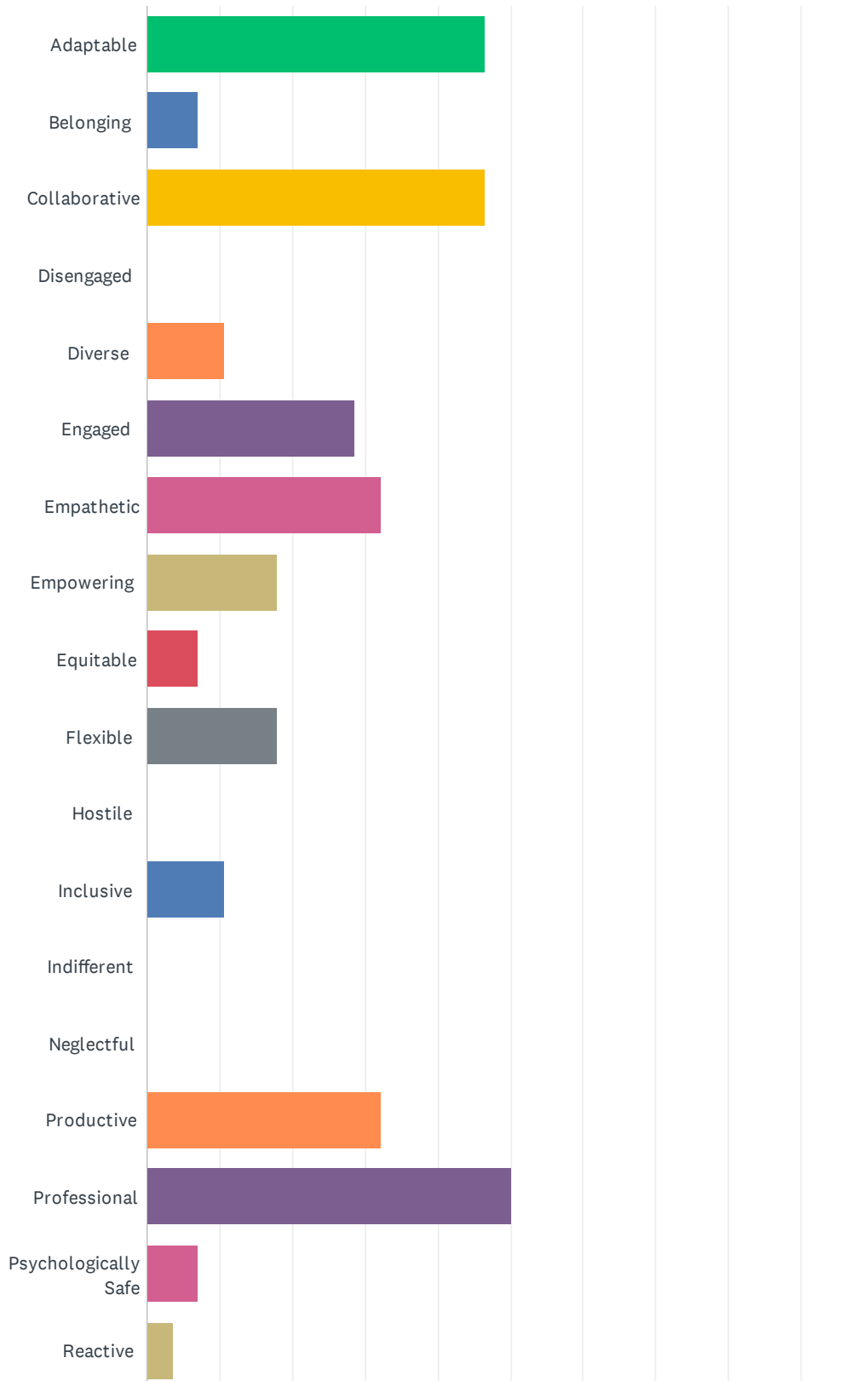


Office of Culture and Engagement- Culture Survey for Commanders

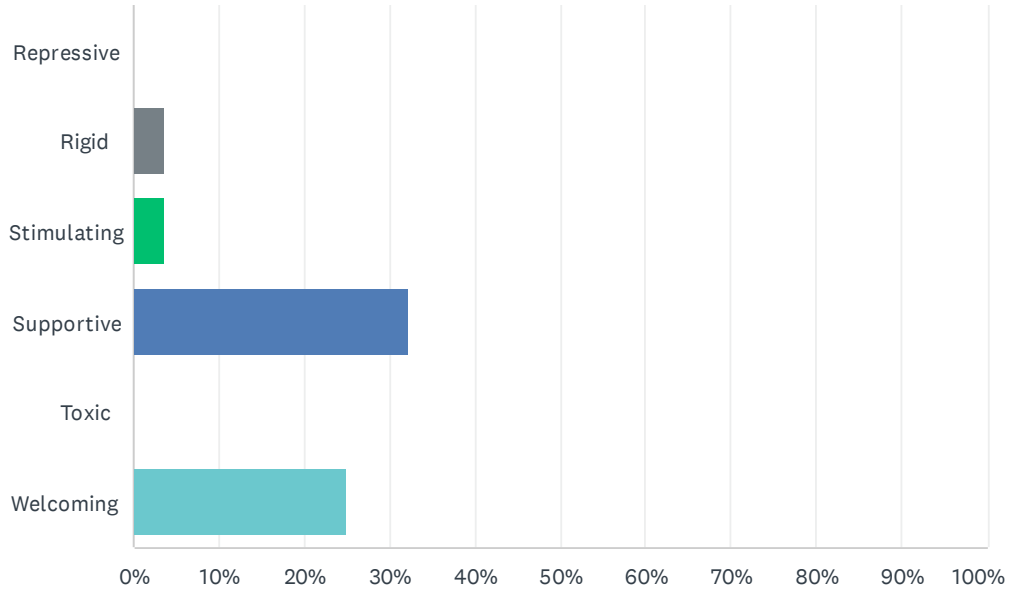
ANSWER CHOICES	RESPONSES	
Adaptable	57.14%	16
Belonging	10.71%	3
Collaborative	46.43%	13
Disengaged	3.57%	1
Diverse	10.71%	3
Engaged	28.57%	8
Empathetic	32.14%	9
Empowering	10.71%	3
Equitable	7.14%	2
Flexible	17.86%	5
Hostile	0.00%	0
Inclusive	21.43%	6
Indifferent	0.00%	0
Neglectful	0.00%	0
Productive	25.00%	7
Professional	50.00%	14
Psychologically Safe	10.71%	3
Reactive	3.57%	1
Repressive	0.00%	0
Rigid	3.57%	1
Stimulating	3.57%	1
Supportive	21.43%	6
Toxic	0.00%	0
Welcoming	28.57%	8
Total Respondents: 28		

Q3 How would you characterize the culture of your section/unit/team? Choose up to four answers.

Answered: 28 Skipped: 0



Office of Culture and Engagement- Culture Survey for Commanders

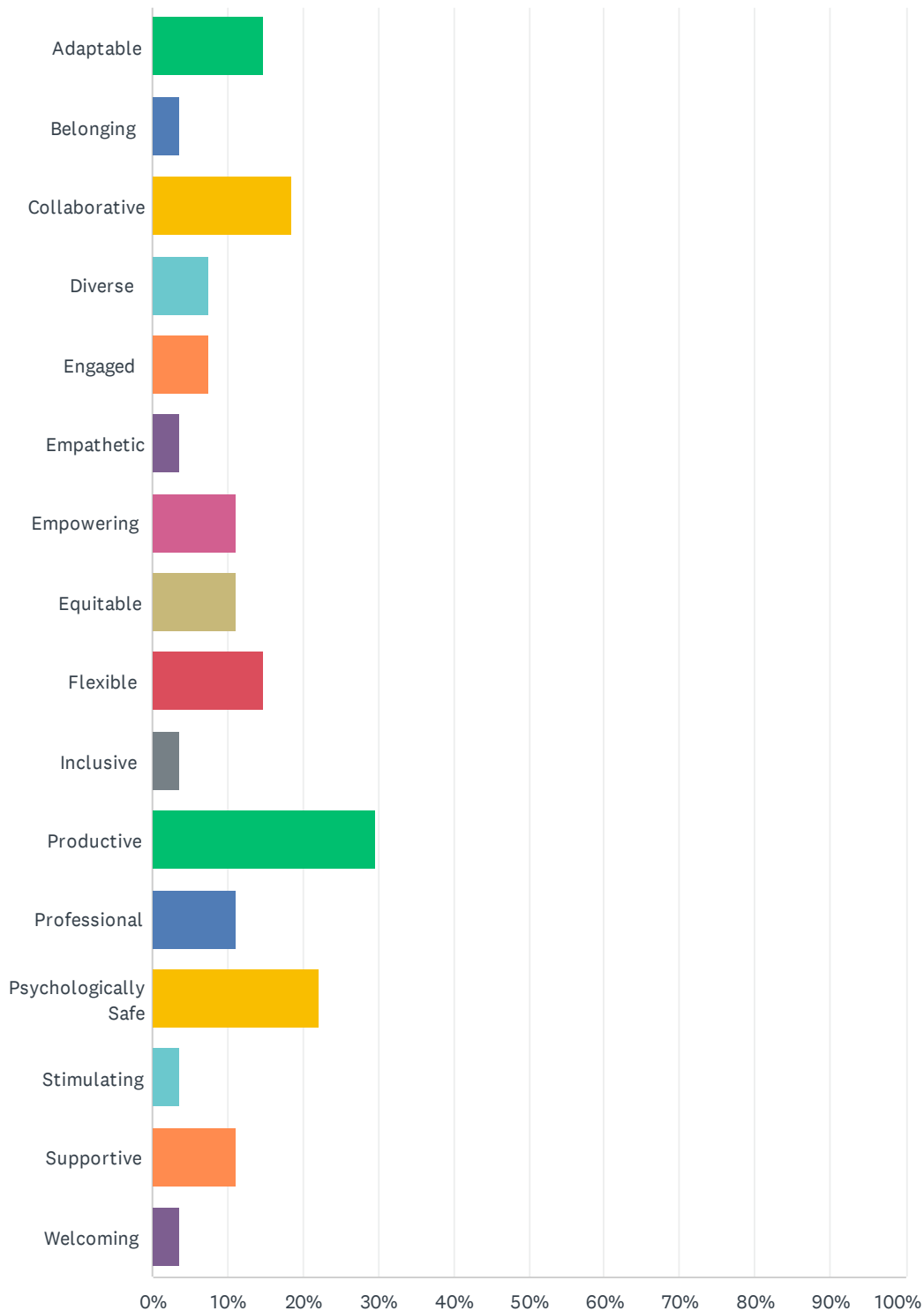


Office of Culture and Engagement- Culture Survey for Commanders

ANSWER CHOICES	RESPONSES	
Adaptable	46.43%	13
Belonging	7.14%	2
Collaborative	46.43%	13
Disengaged	0.00%	0
Diverse	10.71%	3
Engaged	28.57%	8
Empathetic	32.14%	9
Empowering	17.86%	5
Equitable	7.14%	2
Flexible	17.86%	5
Hostile	0.00%	0
Inclusive	10.71%	3
Indifferent	0.00%	0
Neglectful	0.00%	0
Productive	32.14%	9
Professional	50.00%	14
Psychologically Safe	7.14%	2
Reactive	3.57%	1
Repressive	0.00%	0
Rigid	3.57%	1
Stimulating	3.57%	1
Supportive	32.14%	9
Toxic	0.00%	0
Welcoming	25.00%	7
Total Respondents: 28		

Q4 From the options below, which would you like to see more of in our agency? Choose up to two answers.

Answered: 27 Skipped: 1



Office of Culture and Engagement- Culture Survey for Commanders

ANSWER CHOICES	RESPONSES	
Adaptable	14.81%	4
Belonging	3.70%	1
Collaborative	18.52%	5
Diverse	7.41%	2
Engaged	7.41%	2
Empathetic	3.70%	1
Empowering	11.11%	3
Equitable	11.11%	3
Flexible	14.81%	4
Inclusive	3.70%	1
Productive	29.63%	8
Professional	11.11%	3
Psychologically Safe	22.22%	6
Stimulating	3.70%	1
Supportive	11.11%	3
Welcoming	3.70%	1
Total Respondents: 27		

Q5 What suggestions do you have to improve the culture in the agency?

Answered: 28 Skipped: 0