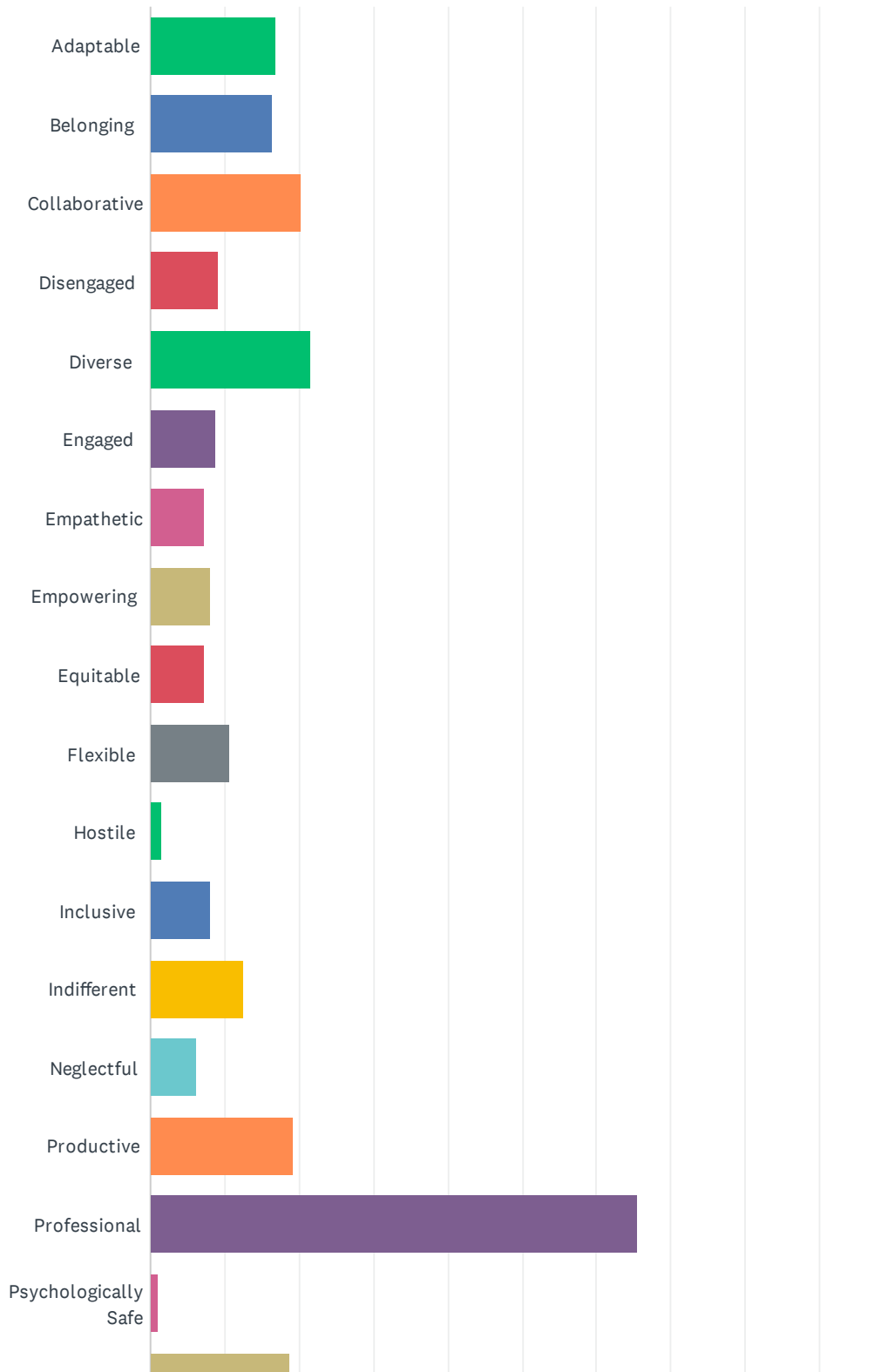
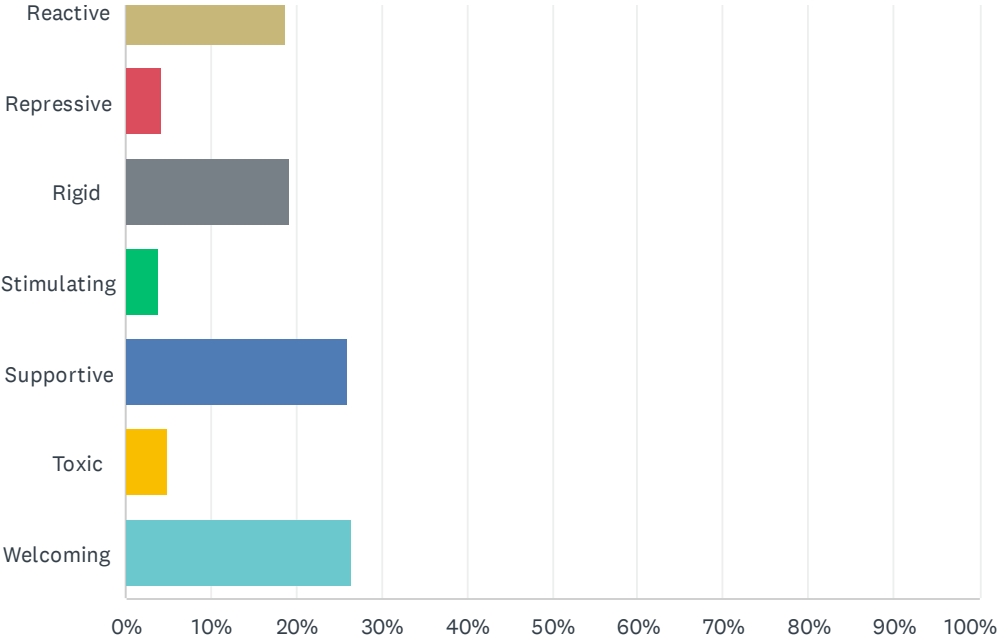


Q1 Please reflect on your feelings and experiences of the agency culture. How would you characterize the culture of the agency? Choose up to four answers.

Answered: 208 Skipped: 0



Office of Culture & Engagement- Culture Survey for the Agency

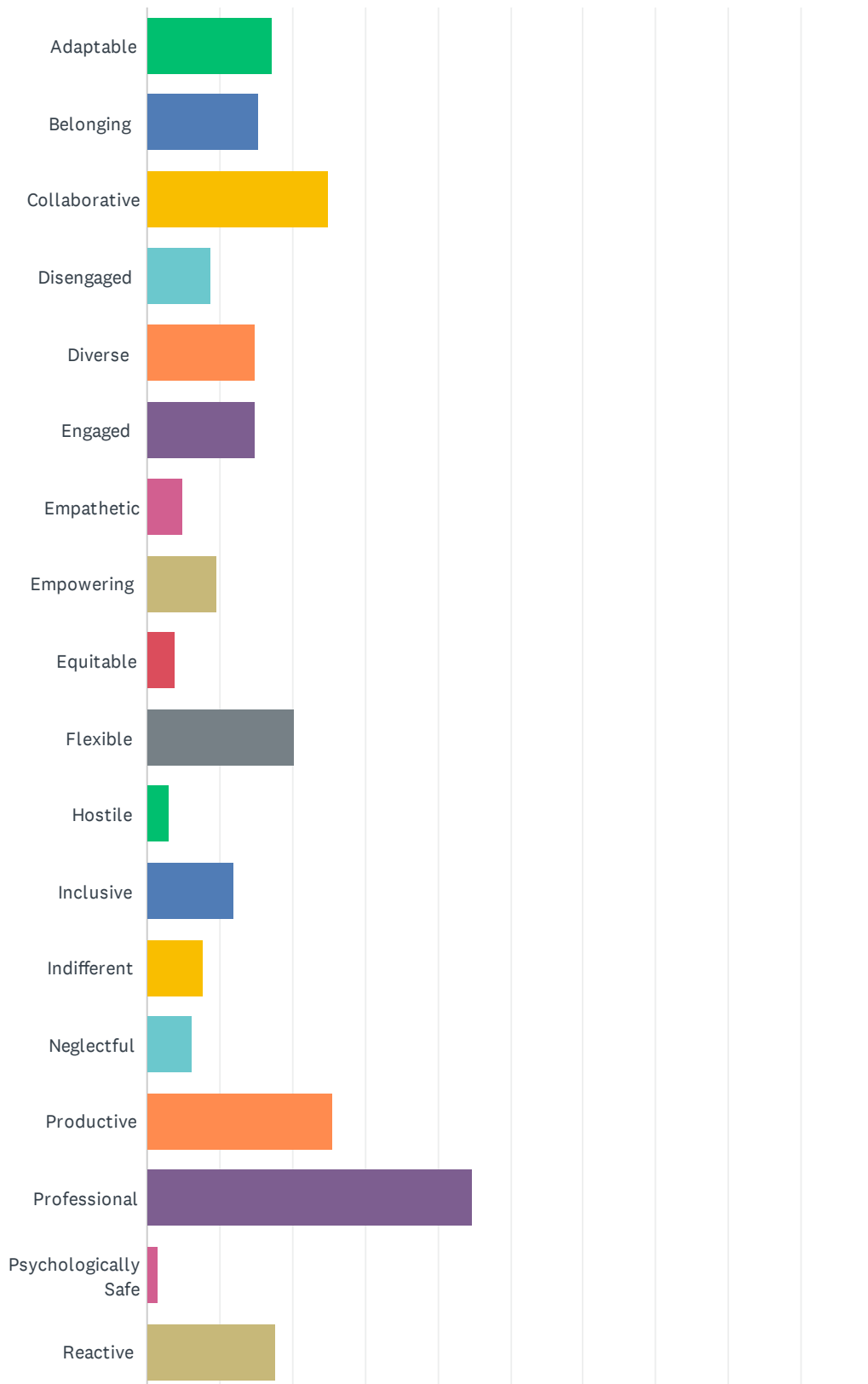


Office of Culture & Engagement- Culture Survey for the Agency

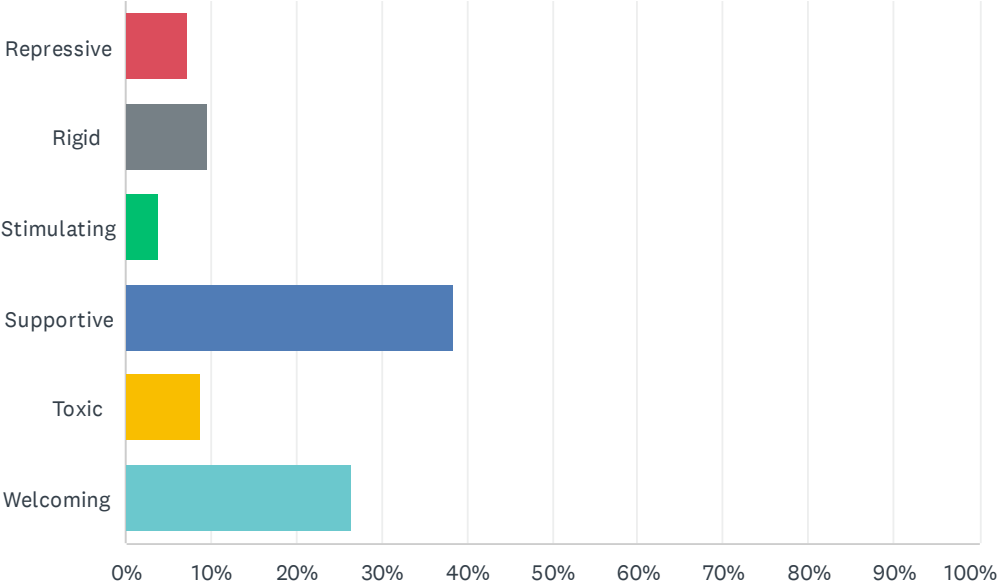
ANSWER CHOICES	RESPONSES	
Adaptable	16.83%	35
Belonging	16.35%	34
Collaborative	20.19%	42
Disengaged	9.13%	19
Diverse	21.63%	45
Engaged	8.65%	18
Empathetic	7.21%	15
Empowering	8.17%	17
Equitable	7.21%	15
Flexible	10.58%	22
Hostile	1.44%	3
Inclusive	8.17%	17
Indifferent	12.50%	26
Neglectful	6.25%	13
Productive	19.23%	40
Professional	65.38%	136
Psychologically Safe	0.96%	2
Reactive	18.75%	39
Repressive	4.33%	9
Rigid	19.23%	40
Stimulating	3.85%	8
Supportive	25.96%	54
Toxic	4.81%	10
Welcoming	26.44%	55
Total Respondents: 208		

Q2 How would you characterize the culture of your division/district? Choose up to four answers.

Answered: 208 Skipped: 0



Office of Culture & Engagement- Culture Survey for the Agency

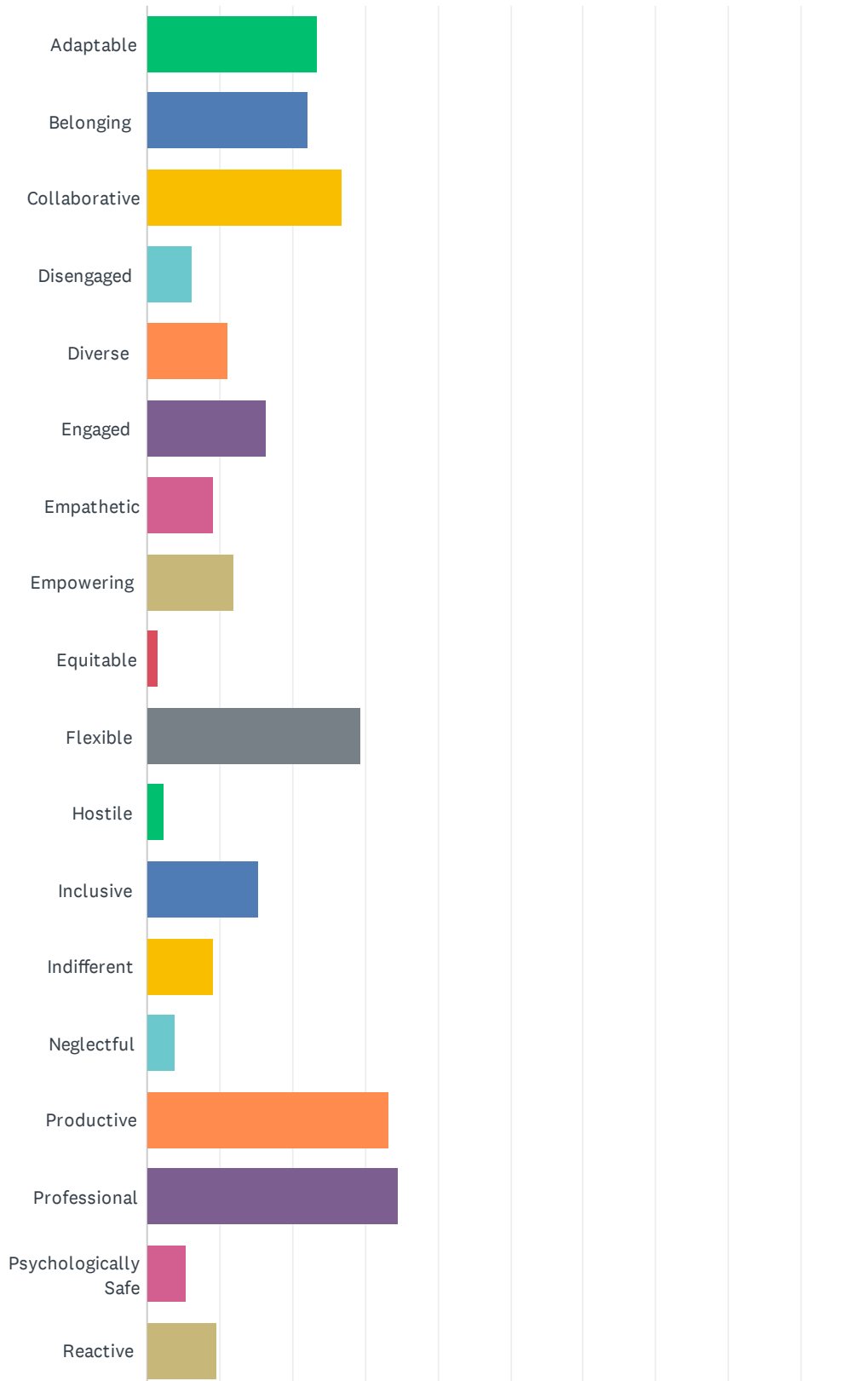


Office of Culture & Engagement- Culture Survey for the Agency

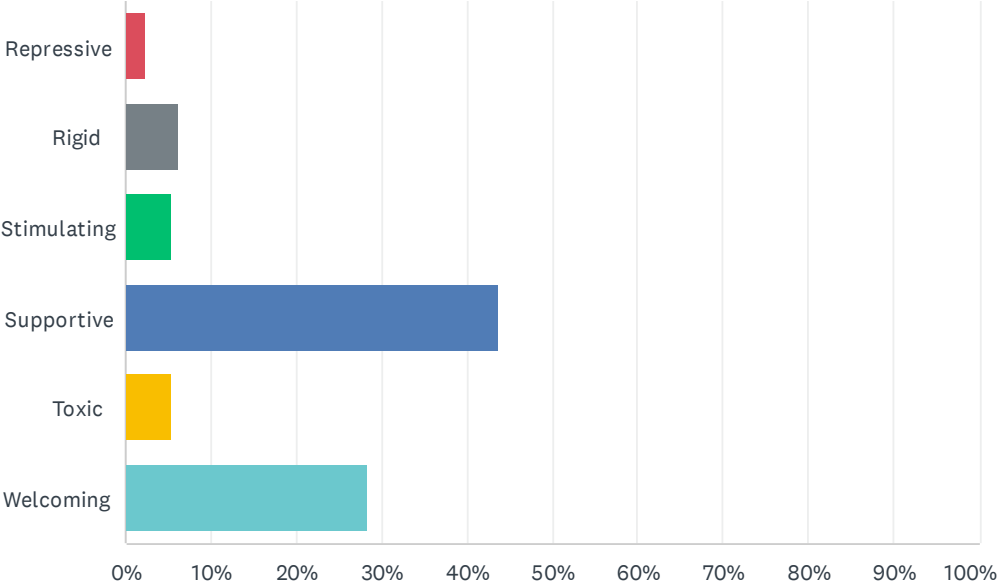
ANSWER CHOICES	RESPONSES	
Adaptable	17.31%	36
Belonging	15.38%	32
Collaborative	25.00%	52
Disengaged	8.65%	18
Diverse	14.90%	31
Engaged	14.90%	31
Empathetic	4.81%	10
Empowering	9.62%	20
Equitable	3.85%	8
Flexible	20.19%	42
Hostile	2.88%	6
Inclusive	12.02%	25
Indifferent	7.69%	16
Neglectful	6.25%	13
Productive	25.48%	53
Professional	44.71%	93
Psychologically Safe	1.44%	3
Reactive	17.79%	37
Repressive	7.21%	15
Rigid	9.62%	20
Stimulating	3.85%	8
Supportive	38.46%	80
Toxic	8.65%	18
Welcoming	26.44%	55
Total Respondents: 208		

Q3 How would you characterize the culture of your section/unit/team/detachment? Choose up to four answers.

Answered: 208 Skipped: 0



Office of Culture & Engagement- Culture Survey for the Agency

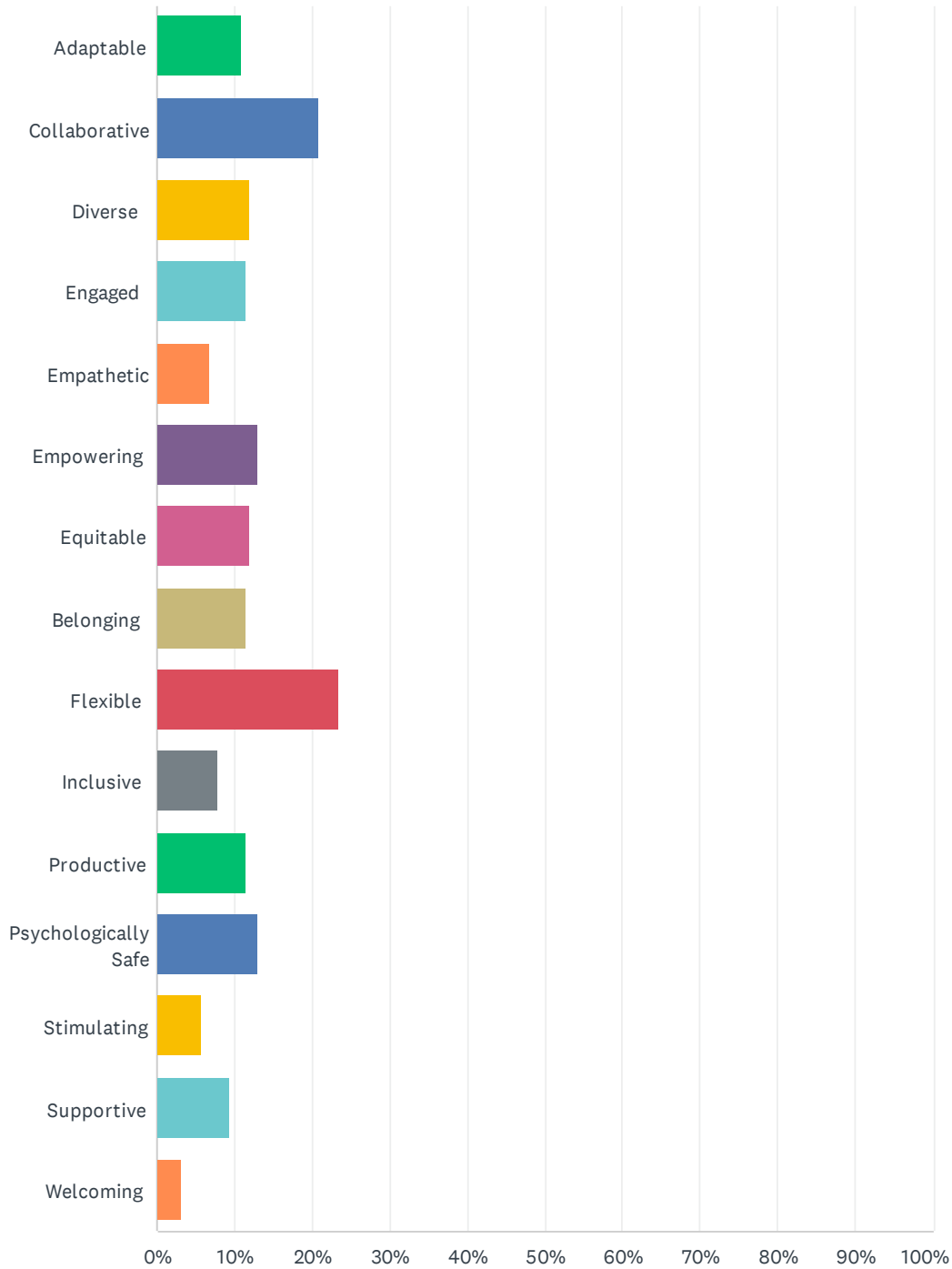


Office of Culture & Engagement- Culture Survey for the Agency

ANSWER CHOICES	RESPONSES	
Adaptable	23.56%	49
Belonging	22.12%	46
Collaborative	26.92%	56
Disengaged	6.25%	13
Diverse	11.06%	23
Engaged	16.35%	34
Empathetic	9.13%	19
Empowering	12.02%	25
Equitable	1.44%	3
Flexible	29.33%	61
Hostile	2.40%	5
Inclusive	15.38%	32
Indifferent	9.13%	19
Neglectful	3.85%	8
Productive	33.17%	69
Professional	34.62%	72
Psychologically Safe	5.29%	11
Reactive	9.62%	20
Repressive	2.40%	5
Rigid	6.25%	13
Stimulating	5.29%	11
Supportive	43.75%	91
Toxic	5.29%	11
Welcoming	28.37%	59
Total Respondents: 208		

Q4 From the options below, which would you like to see more of in our agency? Choose up to two answers.

Answered: 192 Skipped: 16



Office of Culture & Engagement- Culture Survey for the Agency

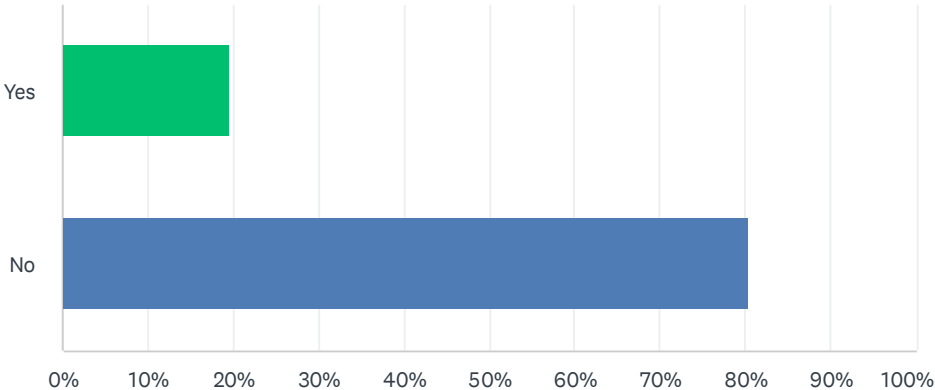
ANSWER CHOICES	RESPONSES	
Adaptable	10.94%	21
Collaborative	20.83%	40
Diverse	11.98%	23
Engaged	11.46%	22
Empathetic	6.77%	13
Empowering	13.02%	25
Equitable	11.98%	23
Belonging	11.46%	22
Flexible	23.44%	45
Inclusive	7.81%	15
Productive	11.46%	22
Psychologically Safe	13.02%	25
Stimulating	5.73%	11
Supportive	9.38%	18
Welcoming	3.13%	6
Total Respondents: 192		

Q5 What suggestions do you have to improve the culture in the agency?

Answered: 208 Skipped: 0

Q6 Are you a Supervisor?

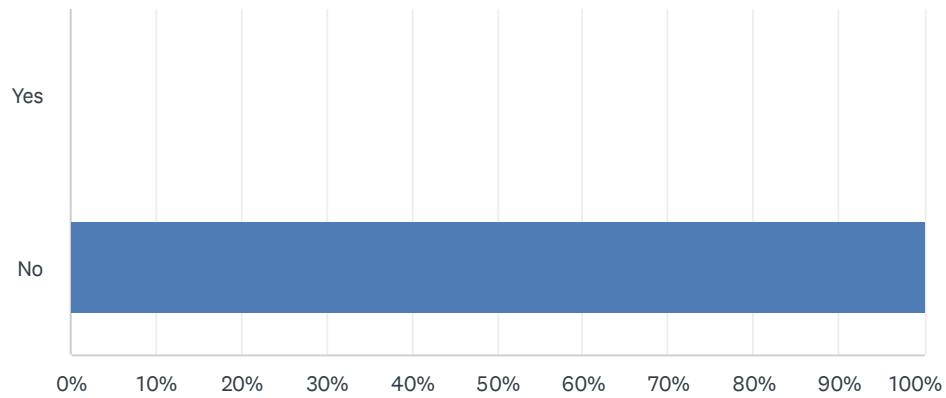
Answered: 208 Skipped: 0



ANSWER CHOICES	RESPONSES	
Yes	19.71%	41
No	80.29%	167
TOTAL		208

Q7 Are you commissioned?

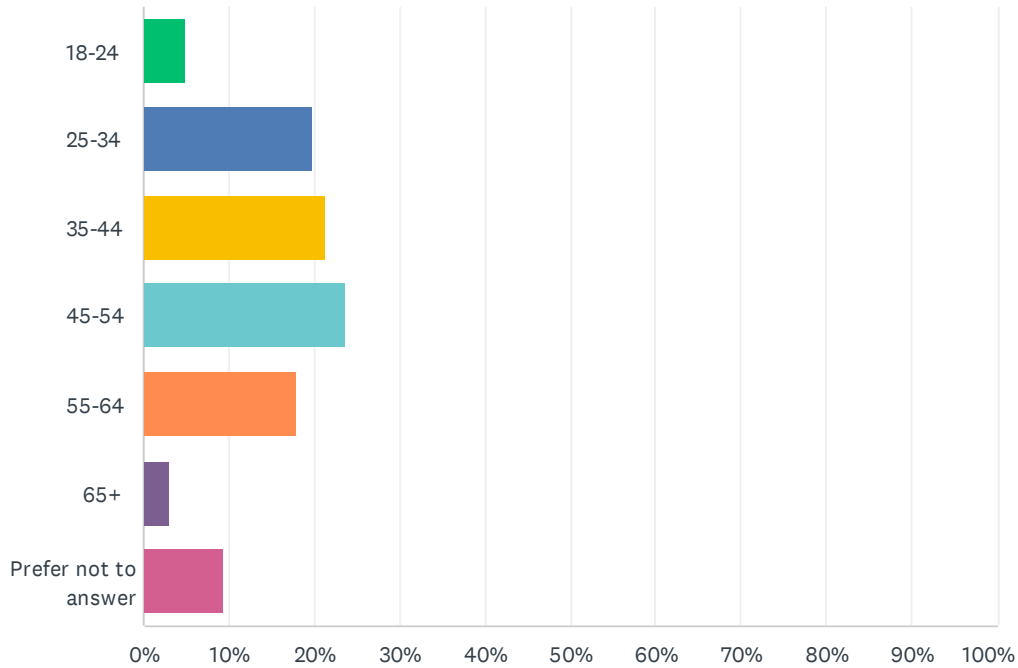
Answered: 208 Skipped: 0



ANSWER CHOICES	RESPONSES	
Yes	0.00%	0
No	100.00%	208
TOTAL		208

Q8 Please share your age range.

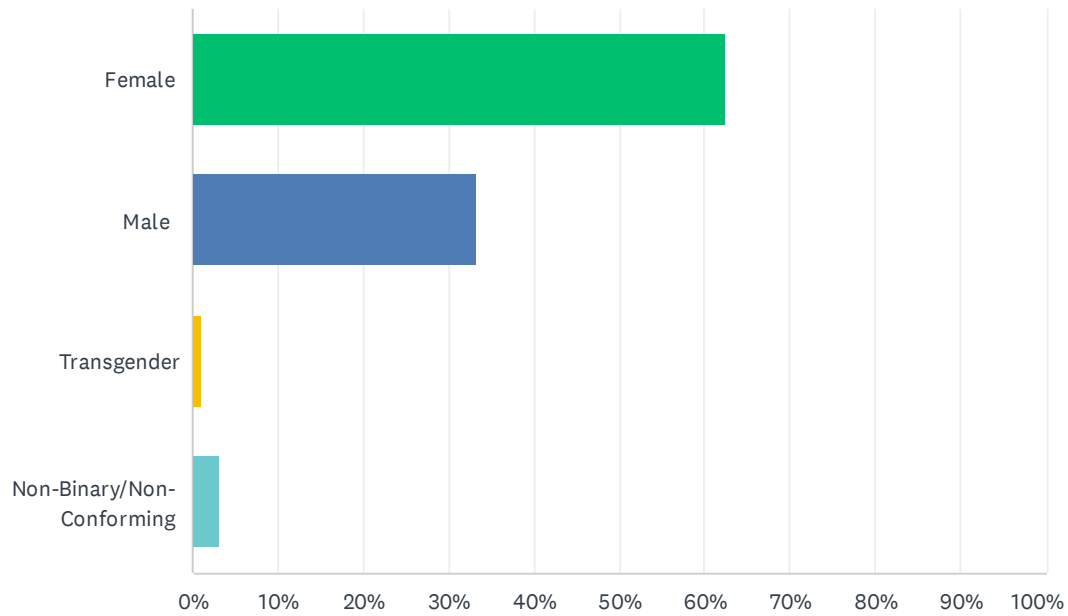
Answered: 202 Skipped: 6



ANSWER CHOICES	RESPONSES	
18-24	4.95%	10
25-34	19.80%	40
35-44	21.29%	43
45-54	23.76%	48
55-64	17.82%	36
65+	2.97%	6
Prefer not to answer	9.41%	19
TOTAL		202

Q9 Please share your gender.

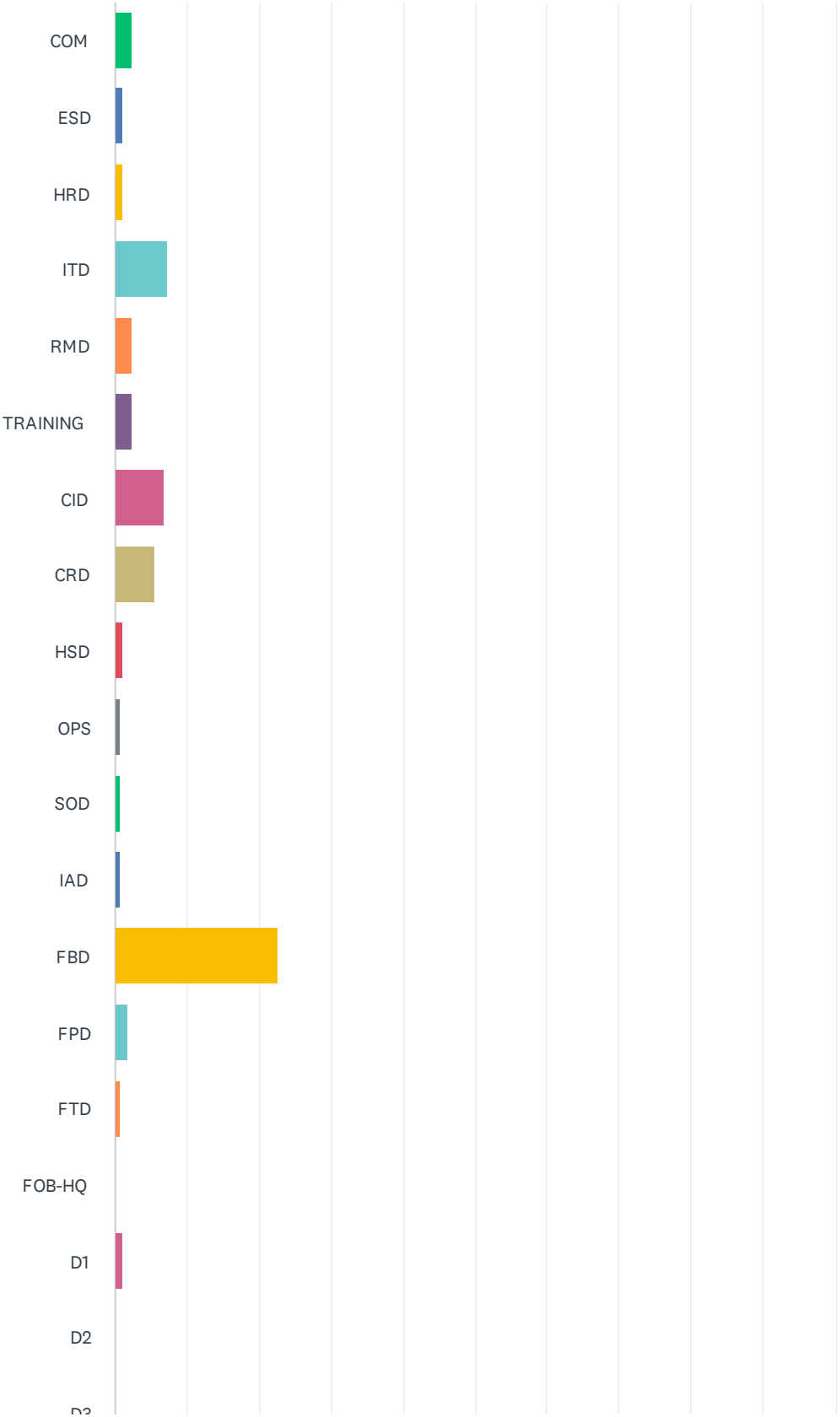
Answered: 189 Skipped: 19



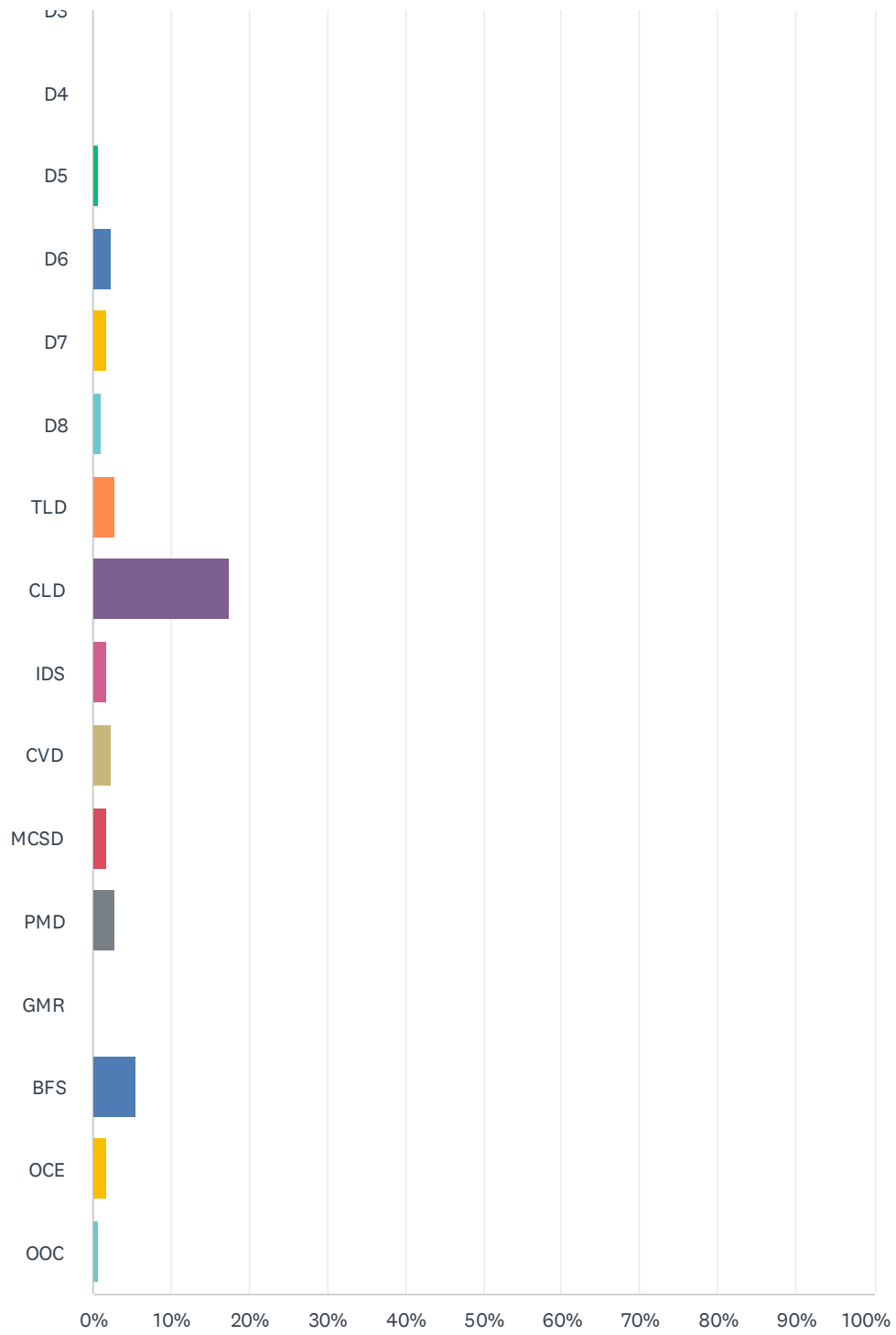
ANSWER CHOICES	RESPONSES	
Female	62.43%	118
Male	33.33%	63
Transgender	1.06%	2
Non-Binary/Non-Conforming	3.17%	6
TOTAL		189

Q10 Please share the division you work in.

Answered: 177 Skipped: 31



Office of Culture & Engagement- Culture Survey for the Agency



Office of Culture & Engagement- Culture Survey for the Agency

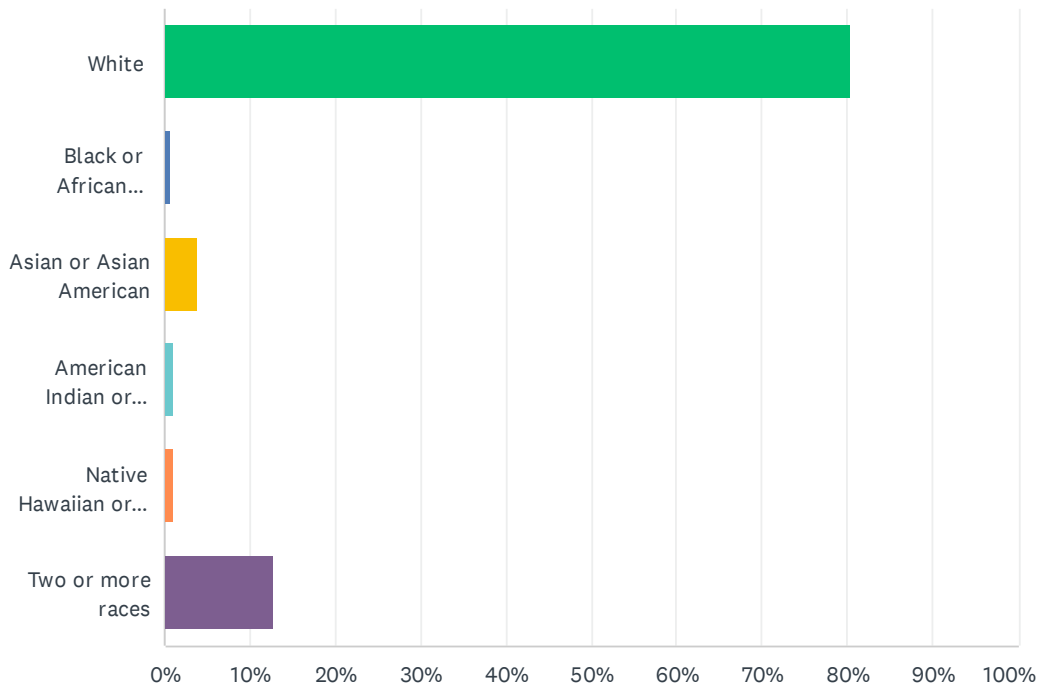
ANSWER CHOICES	RESPONSES	
COM	2.26%	4
ESD	1.13%	2
HRD	1.13%	2
ITD	7.34%	13
RMD	2.26%	4
TRAINING	2.26%	4
CID	6.78%	12
CRD	5.65%	10
HSD	1.13%	2
OPS	0.56%	1
SOD	0.56%	1
IAD	0.56%	1
FBD	22.60%	40
FPD	1.69%	3
FTD	0.56%	1
FOB-HQ	0.00%	0
D1	1.13%	2
D2	0.00%	0
D3	0.00%	0
D4	0.00%	0
D5	0.56%	1
D6	2.26%	4
D7	1.69%	3
D8	1.13%	2
TLD	2.82%	5
CLD	17.51%	31
IDS	1.69%	3
CVD	2.26%	4
MCSD	1.69%	3
PMD	2.82%	5
GMR	0.00%	0
BFS	5.65%	10

Office of Culture & Engagement- Culture Survey for the Agency

OCE	1.69%	3
OOC	0.56%	1
TOTAL		177

Q11 Please share your race.

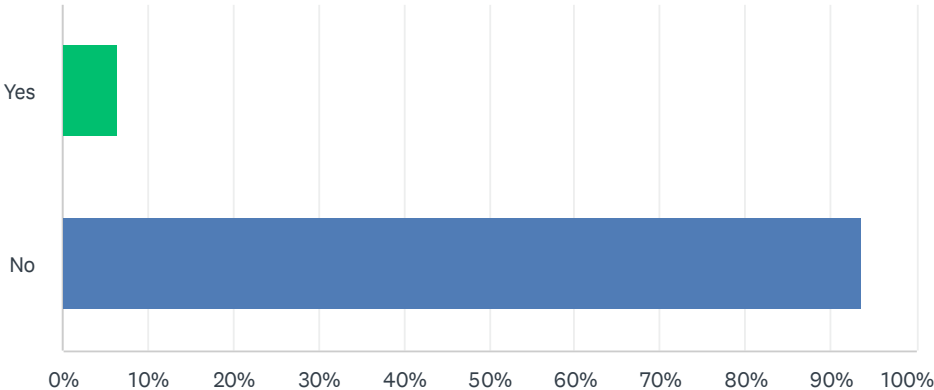
Answered: 179 Skipped: 29



ANSWER CHOICES	RESPONSES	
White	80.45%	144
Black or African American	0.56%	1
Asian or Asian American	3.91%	7
American Indian or Alaska Native	1.12%	2
Native Hawaiian or other Pacific Islander	1.12%	2
Two or more races	12.85%	23
TOTAL		179

Q12 Do you identify as Hispanic or Latino?

Answered: 185 Skipped: 23



ANSWER CHOICES	RESPONSES	
Yes	6.49%	12
No	93.51%	173
TOTAL		185