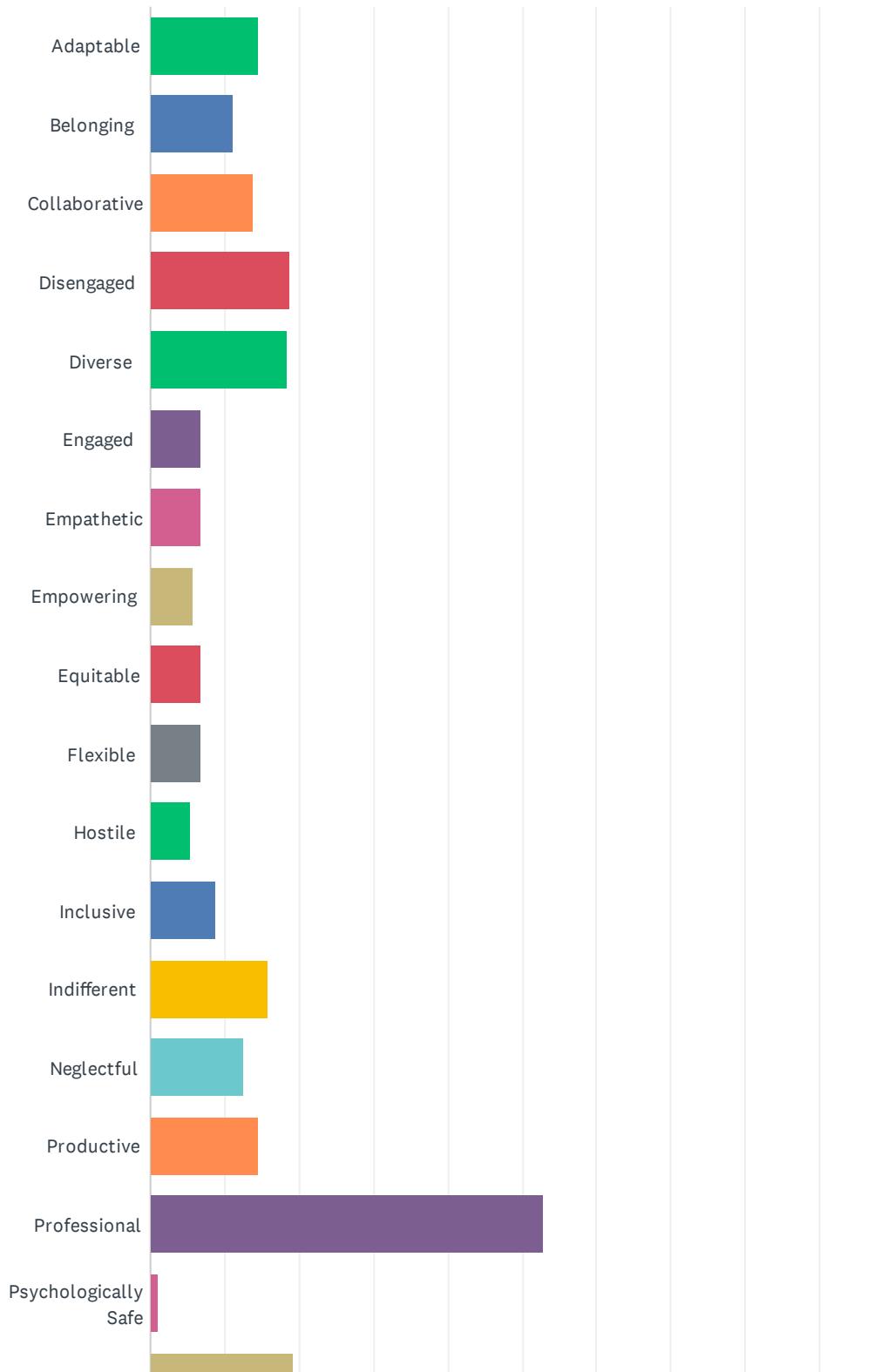
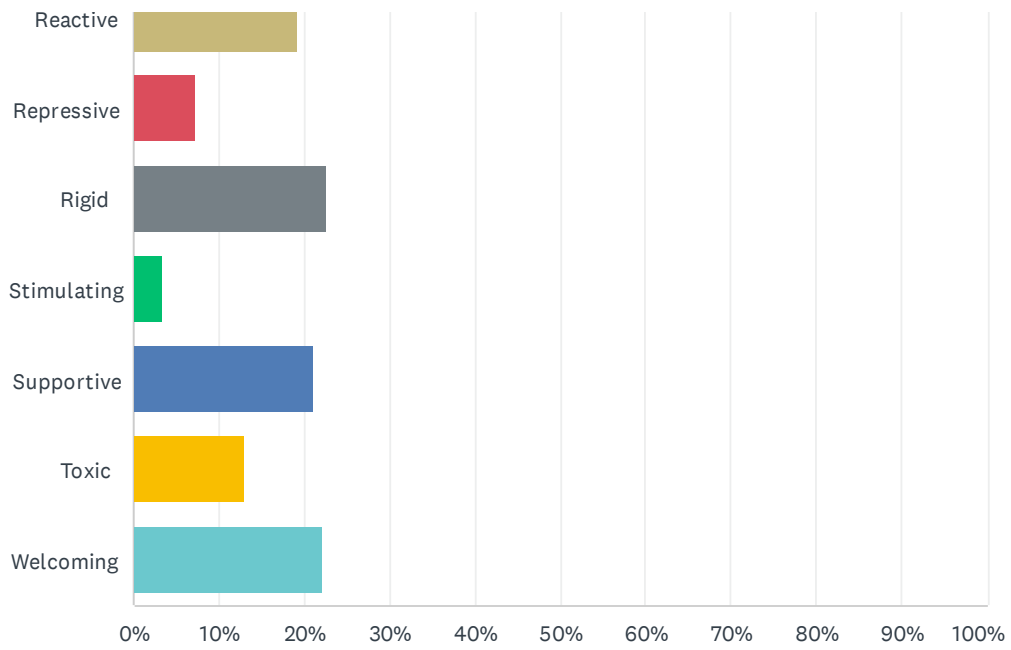


Q1 Please reflect on your feelings and experiences of the agency culture. How would you characterize the culture of the agency? Choose up to four answers.

Answered: 261 Skipped: 0



# Office of Culture & Engagement- Culture Survey for the Agency

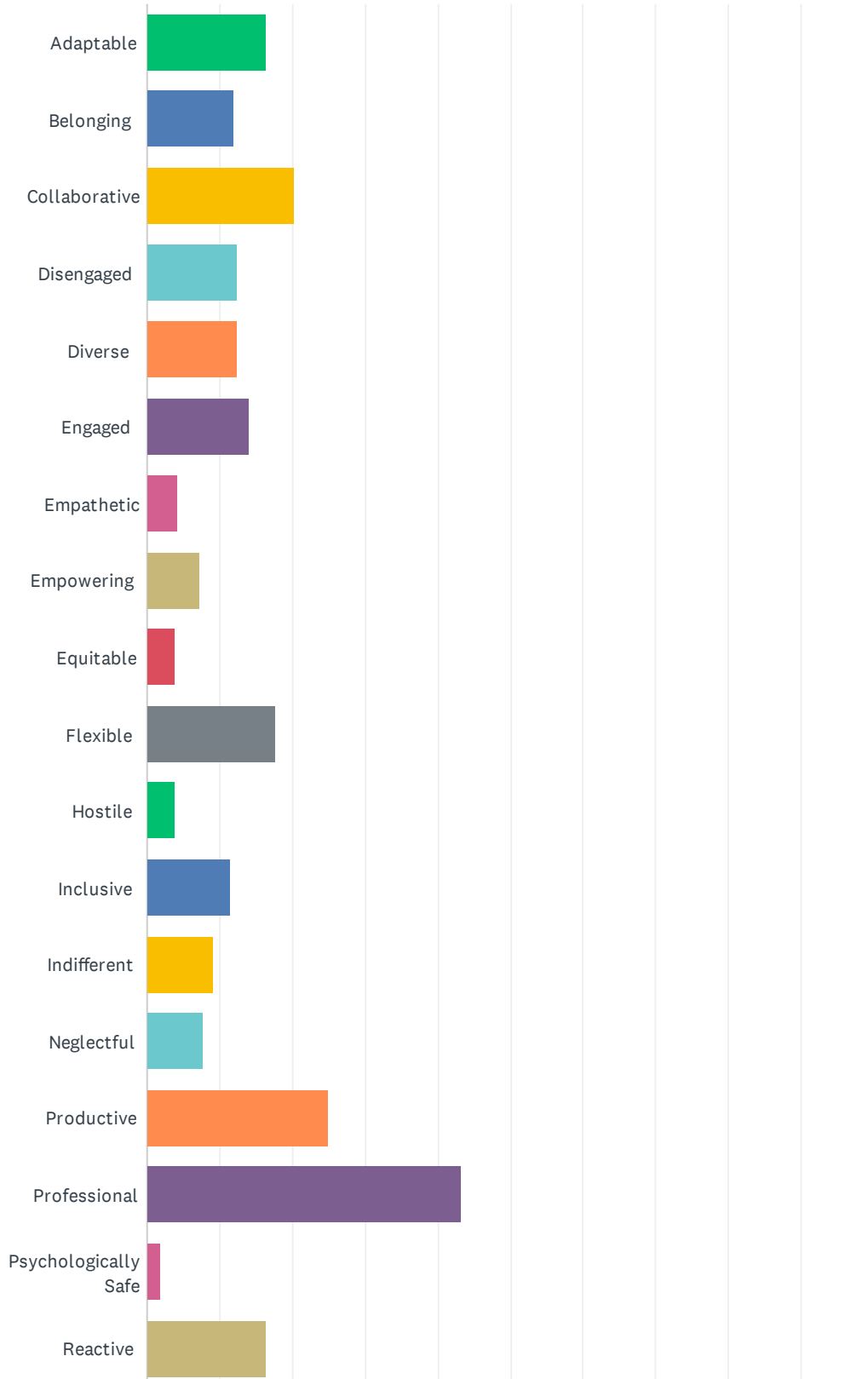


Office of Culture & Engagement- Culture Survey for the Agency

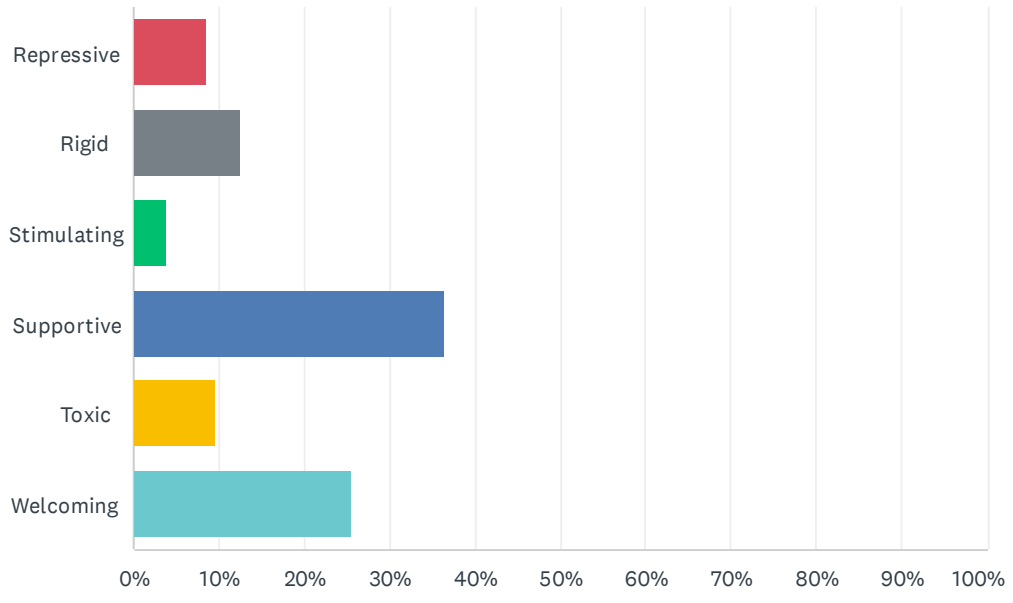
ANSWER CHOICES	RESPONSES	
Adaptable	14.56%	38
Belonging	11.11%	29
Collaborative	13.79%	36
Disengaged	18.77%	49
Diverse	18.39%	48
Engaged	6.90%	18
Empathetic	6.90%	18
Empowering	5.75%	15
Equitable	6.90%	18
Flexible	6.90%	18
Hostile	5.36%	14
Inclusive	8.81%	23
Indifferent	15.71%	41
Neglectful	12.64%	33
Productive	14.56%	38
Professional	52.87%	138
Psychologically Safe	1.15%	3
Reactive	19.16%	50
Repressive	7.28%	19
Rigid	22.61%	59
Stimulating	3.45%	9
Supportive	21.07%	55
Toxic	13.03%	34
Welcoming	22.22%	58
Total Respondents: 261		

## Q2 How would you characterize the culture of your division/district? Choose up to four answers.

Answered: 261 Skipped: 0



# Office of Culture & Engagement- Culture Survey for the Agency

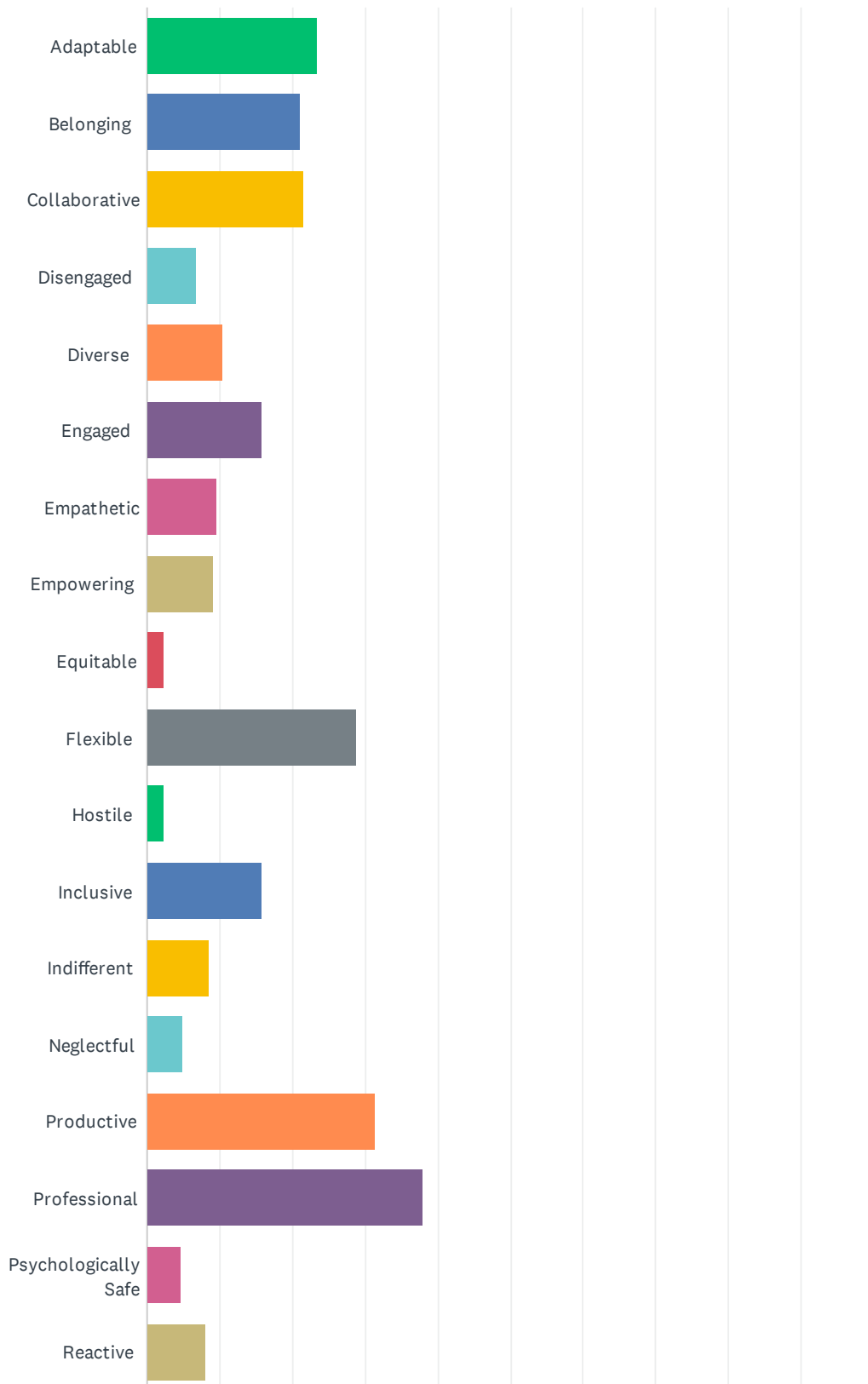


Office of Culture & Engagement- Culture Survey for the Agency

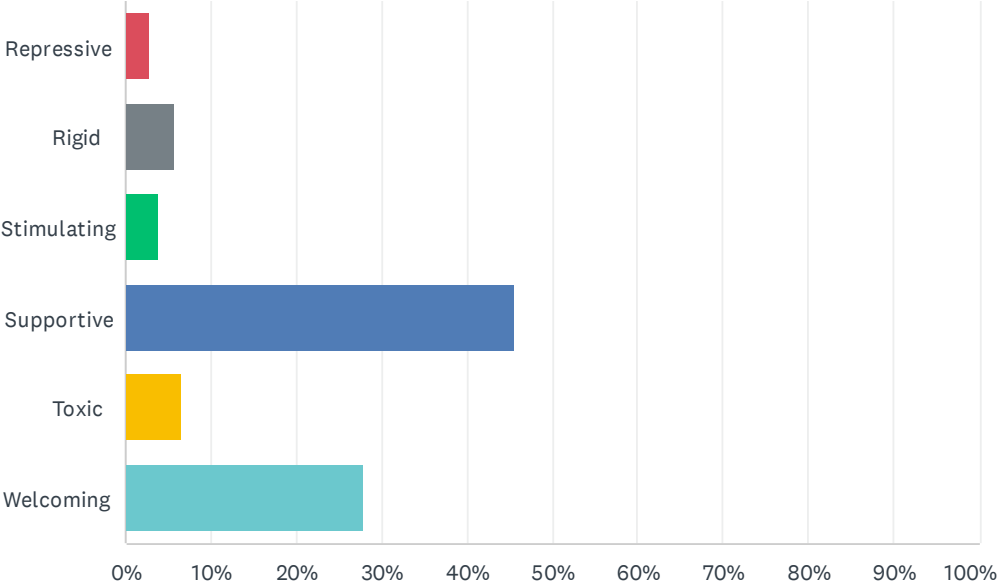
ANSWER CHOICES	RESPONSES	
Adaptable	16.48%	43
Belonging	11.88%	31
Collaborative	20.31%	53
Disengaged	12.26%	32
Diverse	12.26%	32
Engaged	14.18%	37
Empathetic	4.21%	11
Empowering	7.28%	19
Equitable	3.83%	10
Flexible	17.62%	46
Hostile	3.83%	10
Inclusive	11.49%	30
Indifferent	9.20%	24
Neglectful	7.66%	20
Productive	24.90%	65
Professional	43.30%	113
Psychologically Safe	1.92%	5
Reactive	16.48%	43
Repressive	8.43%	22
Rigid	12.64%	33
Stimulating	3.83%	10
Supportive	36.40%	95
Toxic	9.58%	25
Welcoming	25.67%	67
Total Respondents: 261		

### Q3 How would you characterize the culture of your section/unit/team/detachment? Choose up to four answers.

Answered: 261 Skipped: 0



Office of Culture & Engagement- Culture Survey for the Agency



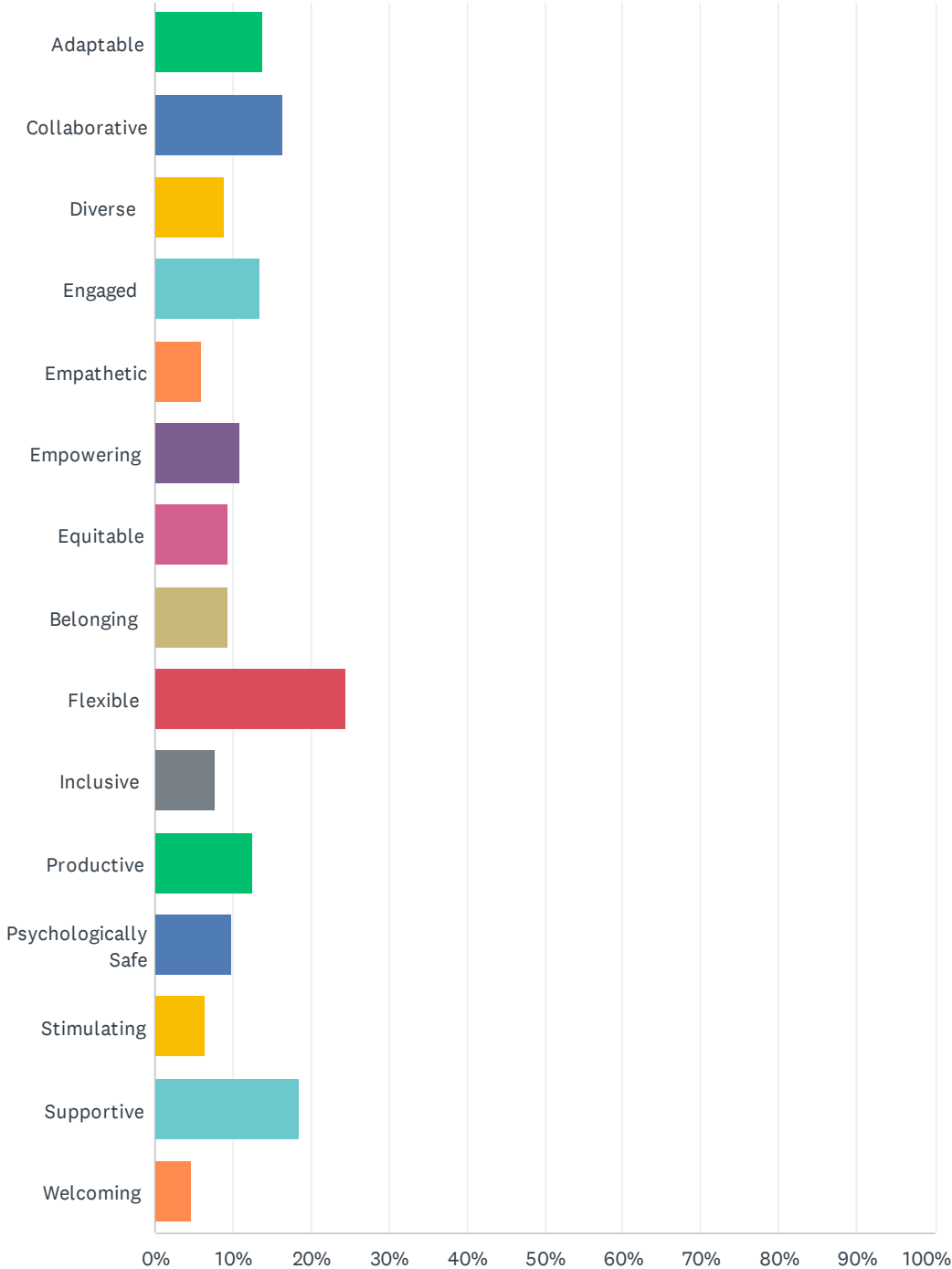


Office of Culture & Engagement- Culture Survey for the Agency

ANSWER CHOICES	RESPONSES	
Adaptable	23.37%	61
Belonging	21.07%	55
Collaborative	21.46%	56
Disengaged	6.90%	18
Diverse	10.34%	27
Engaged	15.71%	41
Empathetic	9.58%	25
Empowering	9.20%	24
Equitable	2.30%	6
Flexible	28.74%	75
Hostile	2.30%	6
Inclusive	15.71%	41
Indifferent	8.43%	22
Neglectful	4.98%	13
Productive	31.42%	82
Professional	37.93%	99
Psychologically Safe	4.60%	12
Reactive	8.05%	21
Repressive	2.68%	7
Rigid	5.75%	15
Stimulating	3.83%	10
Supportive	45.59%	119
Toxic	6.51%	17
Welcoming	27.97%	73
Total Respondents: 261		

# Q4 From the options below, which would you like to see more of in our agency? Choose up to two answers.

Answered: 237 Skipped: 24



Office of Culture & Engagement- Culture Survey for the Agency

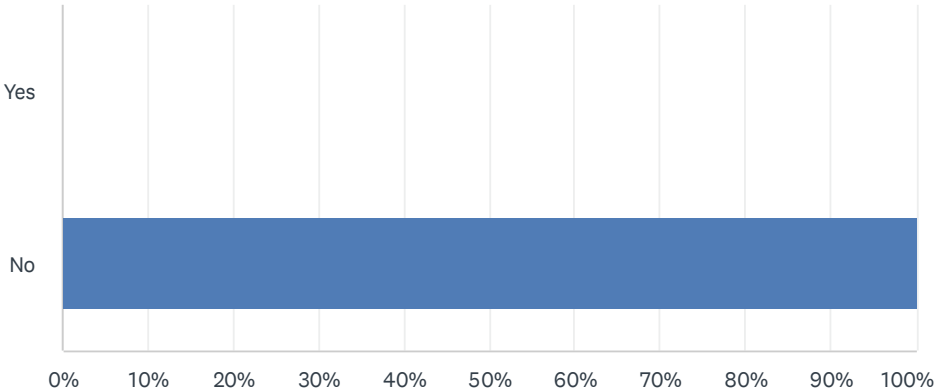
ANSWER CHOICES	RESPONSES	
Adaptable	13.92%	33
Collaborative	16.46%	39
Diverse	8.86%	21
Engaged	13.50%	32
Empathetic	5.91%	14
Empowering	10.97%	26
Equitable	9.28%	22
Belonging	9.28%	22
Flexible	24.47%	58
Inclusive	7.59%	18
Productive	12.66%	30
Psychologically Safe	9.70%	23
Stimulating	6.33%	15
Supportive	18.57%	44
Welcoming	4.64%	11
Total Respondents: 237		

## Q5 What suggestions do you have to improve the culture in the agency?

Answered: 261 Skipped: 0

### Q6 Are you a Supervisor?

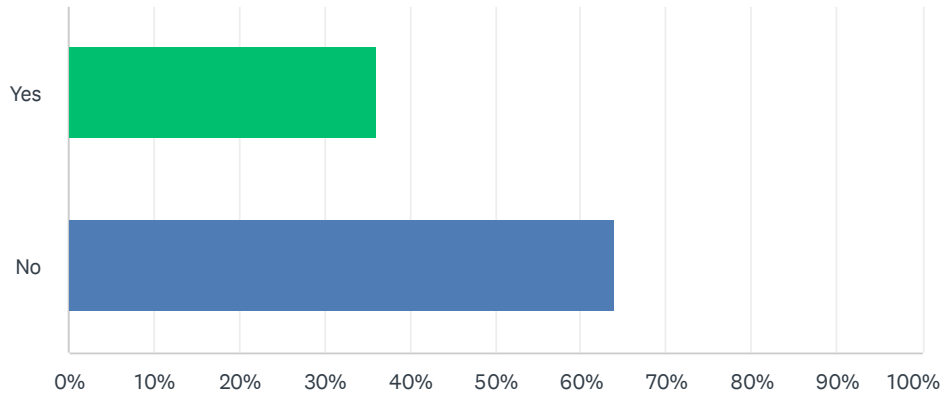
Answered: 261 Skipped: 0



ANSWER CHOICES	RESPONSES	
Yes	0.00%	0
No	100.00%	261
TOTAL		261

## Q7 Are you commissioned?

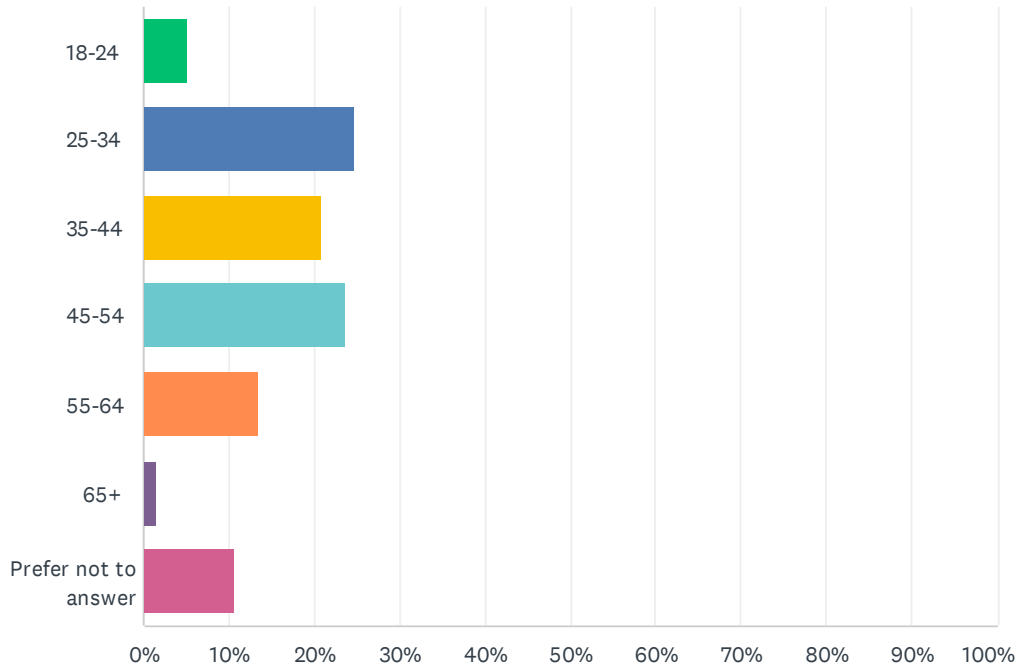
Answered: 261 Skipped: 0



ANSWER CHOICES	RESPONSES	
Yes	36.02%	94
No	63.98%	167
TOTAL		261

## Q8 Please share your age range.

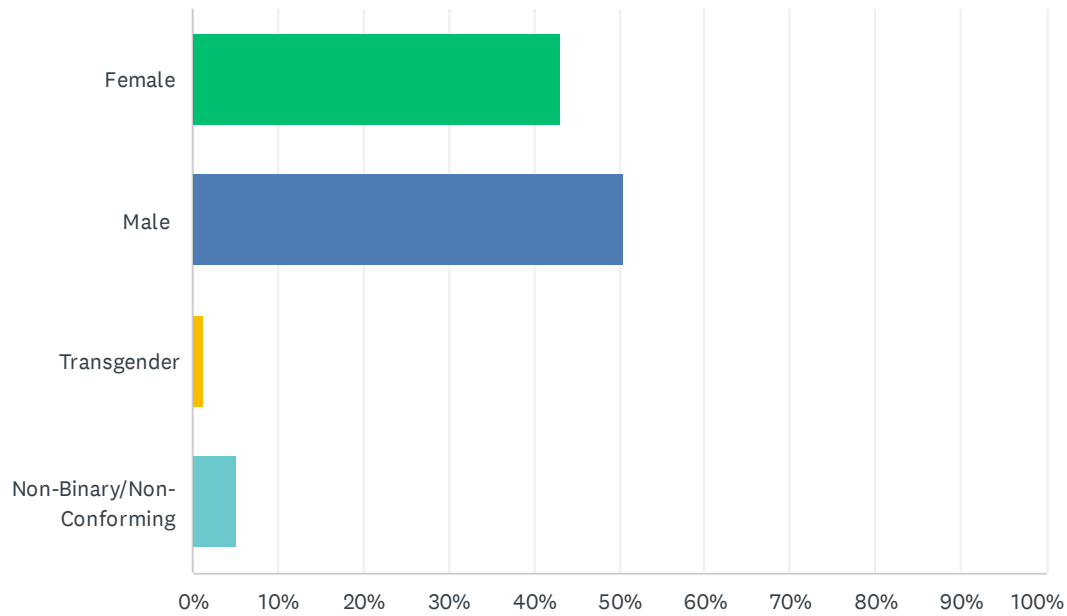
Answered: 254 Skipped: 7



ANSWER CHOICES	RESPONSES	
18-24	5.12%	13
25-34	24.80%	63
35-44	20.87%	53
45-54	23.62%	60
55-64	13.39%	34
65+	1.57%	4
Prefer not to answer	10.63%	27
<b>TOTAL</b>		<b>254</b>

## Q9 Please share your gender.

Answered: 234 Skipped: 27

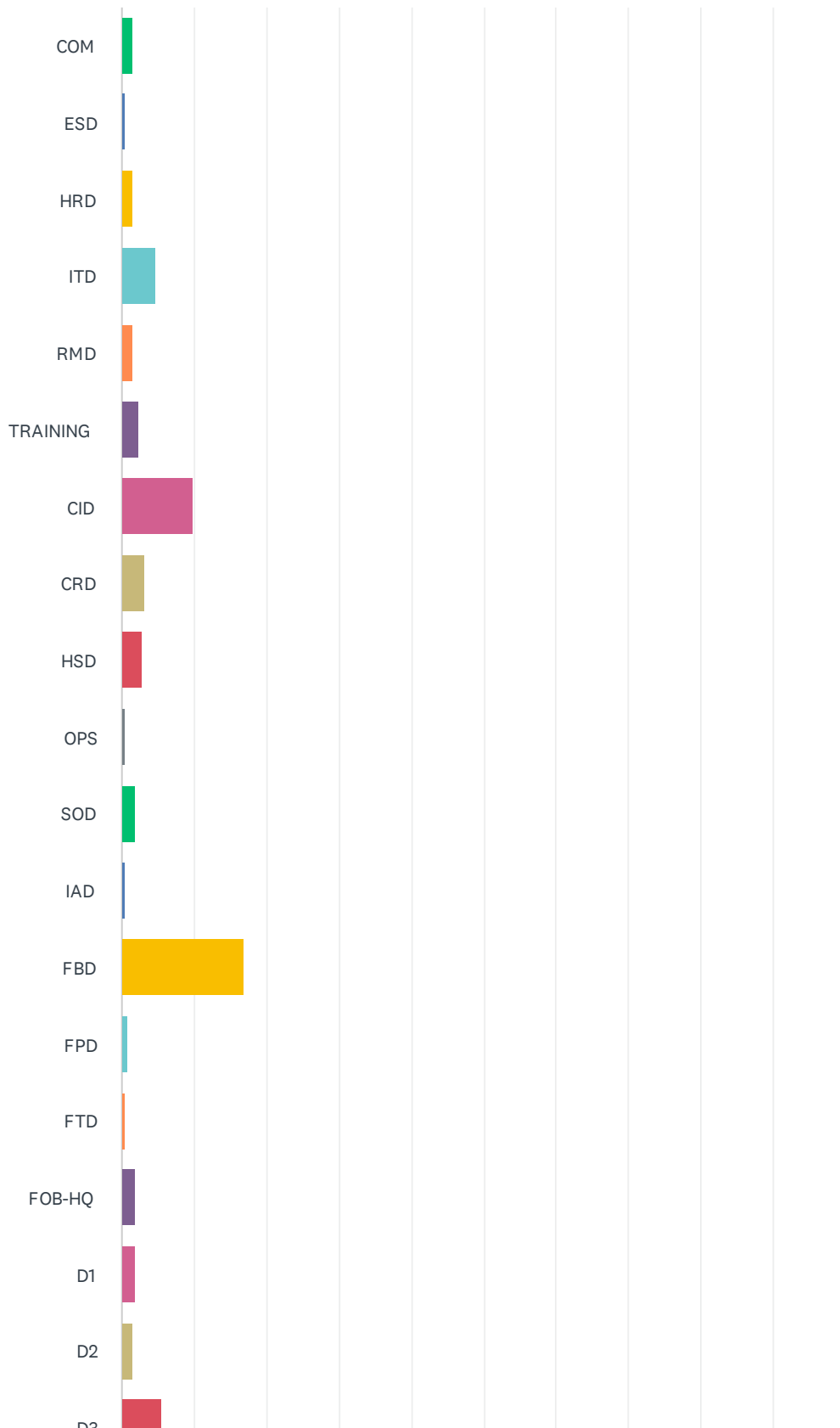


ANSWER CHOICES	RESPONSES	
Female	43.16%	101
Male	50.43%	118
Transgender	1.28%	3
Non-Binary/Non-Conforming	5.13%	12
TOTAL		234

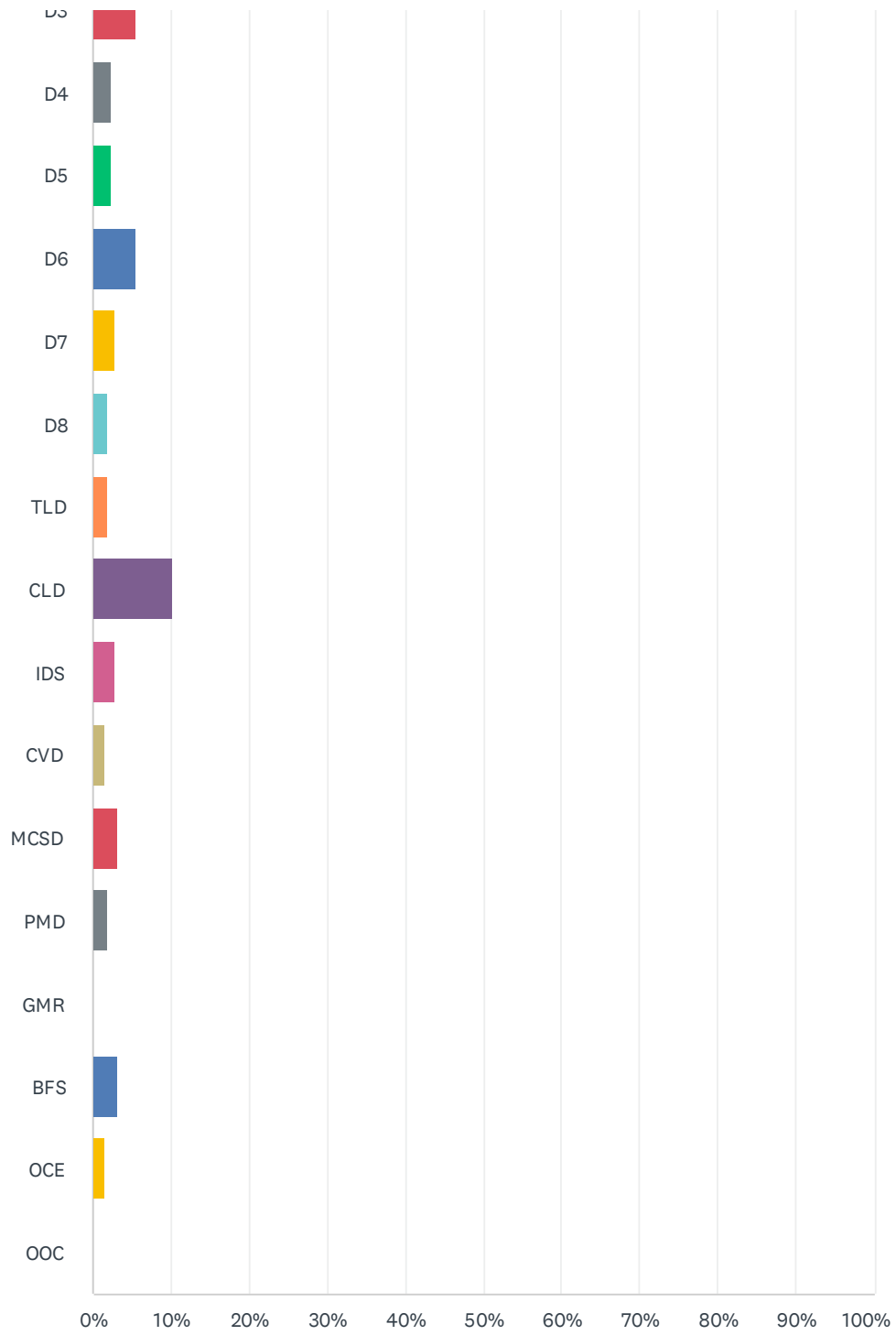


## Q10 Please share the division you work in.

Answered: 215 Skipped: 46



# Office of Culture & Engagement- Culture Survey for the Agency



## Office of Culture &amp; Engagement- Culture Survey for the Agency

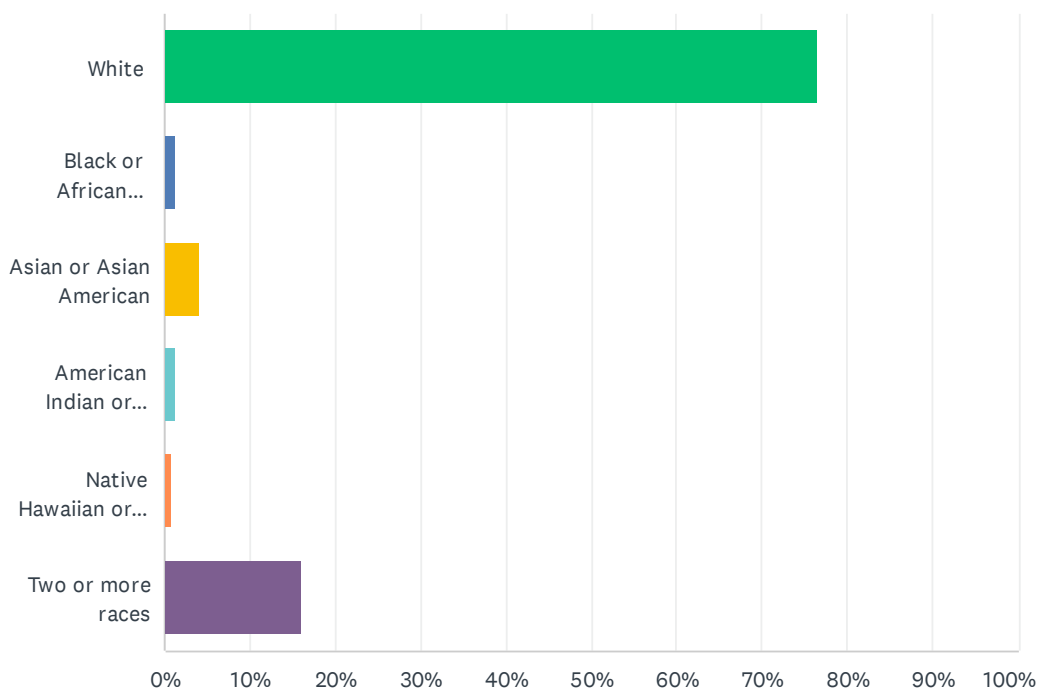
ANSWER CHOICES	RESPONSES	
COM	1.40%	3
ESD	0.47%	1
HRD	1.40%	3
ITD	4.65%	10
RMD	1.40%	3
TRAINING	2.33%	5
CID	9.77%	21
CRD	3.26%	7
HSD	2.79%	6
OPS	0.47%	1
SOD	1.86%	4
IAD	0.47%	1
FBD	16.74%	36
FPD	0.93%	2
FTD	0.47%	1
FOB-HQ	1.86%	4
D1	1.86%	4
D2	1.40%	3
D3	5.58%	12
D4	2.33%	5
D5	2.33%	5
D6	5.58%	12
D7	2.79%	6
D8	1.86%	4
TLD	1.86%	4
CLD	10.23%	22
IDS	2.79%	6
CVD	1.40%	3
MCSD	3.26%	7
PMD	1.86%	4
GMR	0.00%	0
BFS	3.26%	7

Office of Culture & Engagement- Culture Survey for the Agency

OCE	1.40%	3
OOC	0.00%	0
TOTAL		215

## Q11 Please share your race.

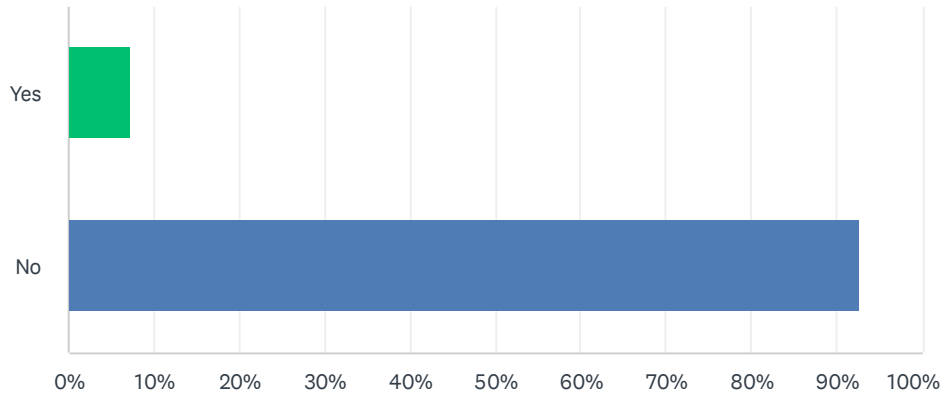
Answered: 226 Skipped: 35



ANSWER CHOICES	RESPONSES	
White	76.55%	173
Black or African American	1.33%	3
Asian or Asian American	3.98%	9
American Indian or Alaska Native	1.33%	3
Native Hawaiian or other Pacific Islander	0.88%	2
Two or more races	15.93%	36
<b>TOTAL</b>		<b>226</b>

## Q12 Do you identify as Hispanic or Latino?

Answered: 234 Skipped: 27



ANSWER CHOICES	RESPONSES	
Yes	7.26%	17
No	92.74%	217
TOTAL		234