
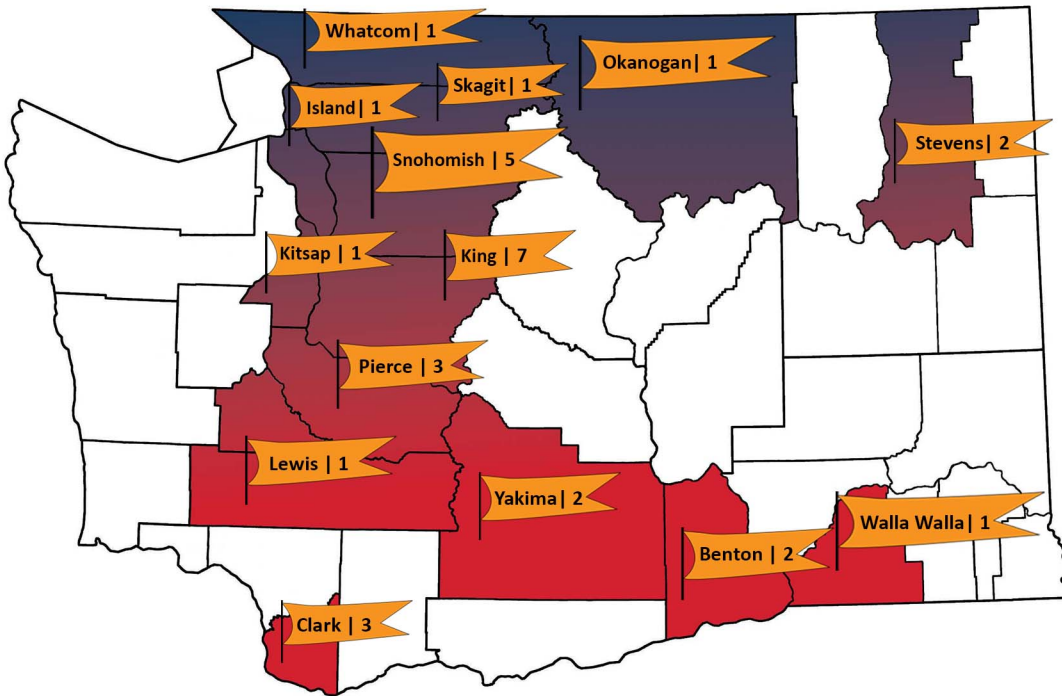




Washington State Fire Fatality Statistics

January 1 – April 31, 2026

Washington State Patrol • State Fire Marshal Chad Cross



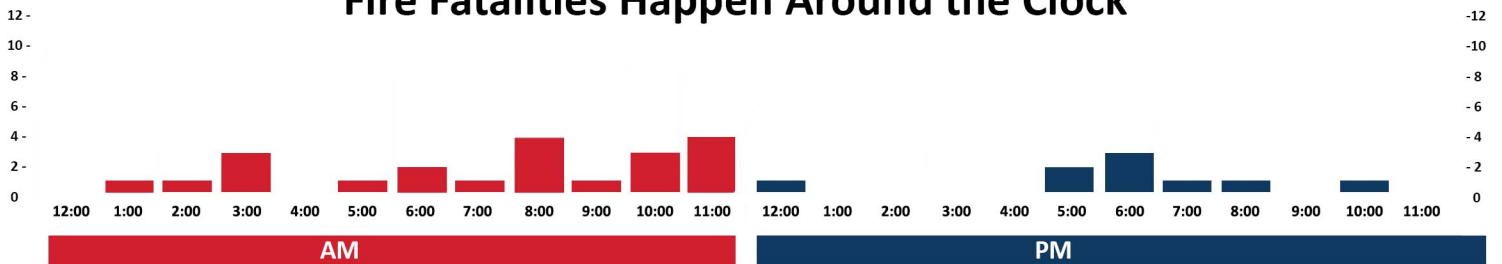
40%

INCREASE

7 fatalities for April 2026 compared to 5 by end of April, 2025

Data is derived from reports submitted to SFMO from outside departments and their respective investigators. Subject to change as more information becomes available.

Fire Fatalities Happen Around the Clock*



*2 fatalities reported without a specific time.

Property Use:

- Single Family Homes = 14
- Multi-family Homes = 6
- Other residential = 4
- RV = 4
- Towed Camper = 2




Smoke Alarms:

- Alarm Not Present = 6
- Alarm Present = 5
- Unknown = 20



Fire Fatalities by Age and Gender:

70%
Male



30%
Female

