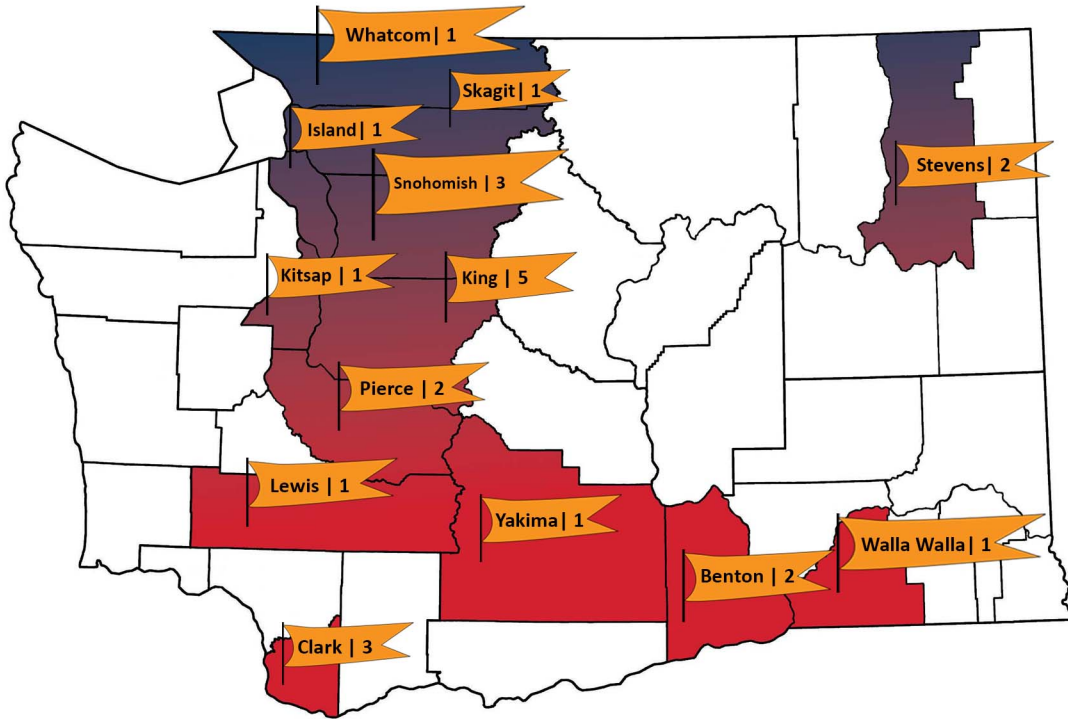




Washington State Fire Fatality Statistics

January 1 – March 31, 2026

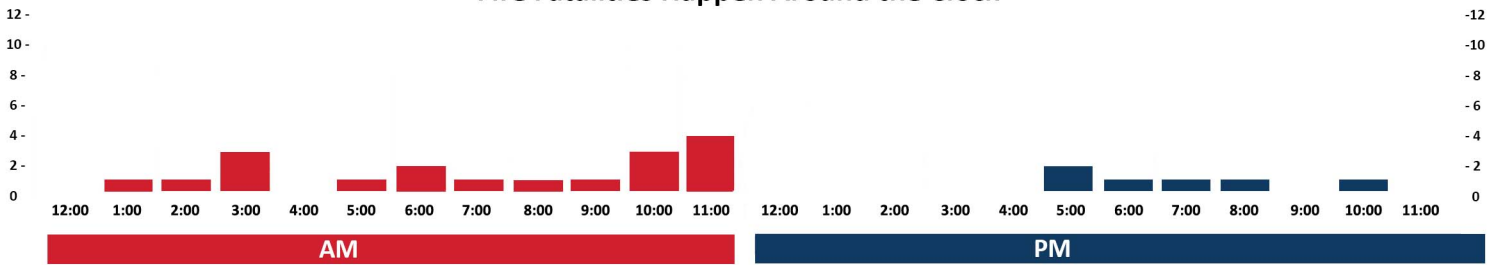
Washington State Patrol • State Fire Marshal Chad Cross



in fatalities YTD compared to 26 by end of March, 2025

Data is derived from reports submitted to SFMO from outside departments and their respective investigators. Subject to change as more information becomes available.

Fire Fatalities Happen Around the Clock*



Property Use:

Single Family Homes = 13
 Multi-family Homes = 5
 Other residential = 4
 RV = 2




Smoke Alarms:

Alarm Not Present = 6
 Alarm Present = 4
 Unknown = 14



Fire Fatalities by Age and Gender:

75%
Male



25%
Female

